



ECB-920A-A11


COM EXPRESS® Evalutaion Carrier Board (Type 6 / Type 10)



PER-T603



PER-604



Features

- ATX Form Factor (305 × 244 mm)
- Support COM Express® Rev3.0, Pin out type 6, type 10
- PCIe[x4] slot x 2, PCIe[x16] slot x 1
- VGA port x1, LVDS, eDP, Display Port x 3
- USB2.0 port x 4, USB3.2/2.0 port x 4
- SATAIII port x 4
- Gigabit Ethernet (RJ45) x1, support up to 2.5 GbE
- High Definition Audio
- LPC/eSPI Slot, GPIO/SDIO, SMBus Connector x 1, I2C Connector x 1
- COM Port (2-Wire UART Tx/Rx) x 2, GPIO 8 bits



Specifications

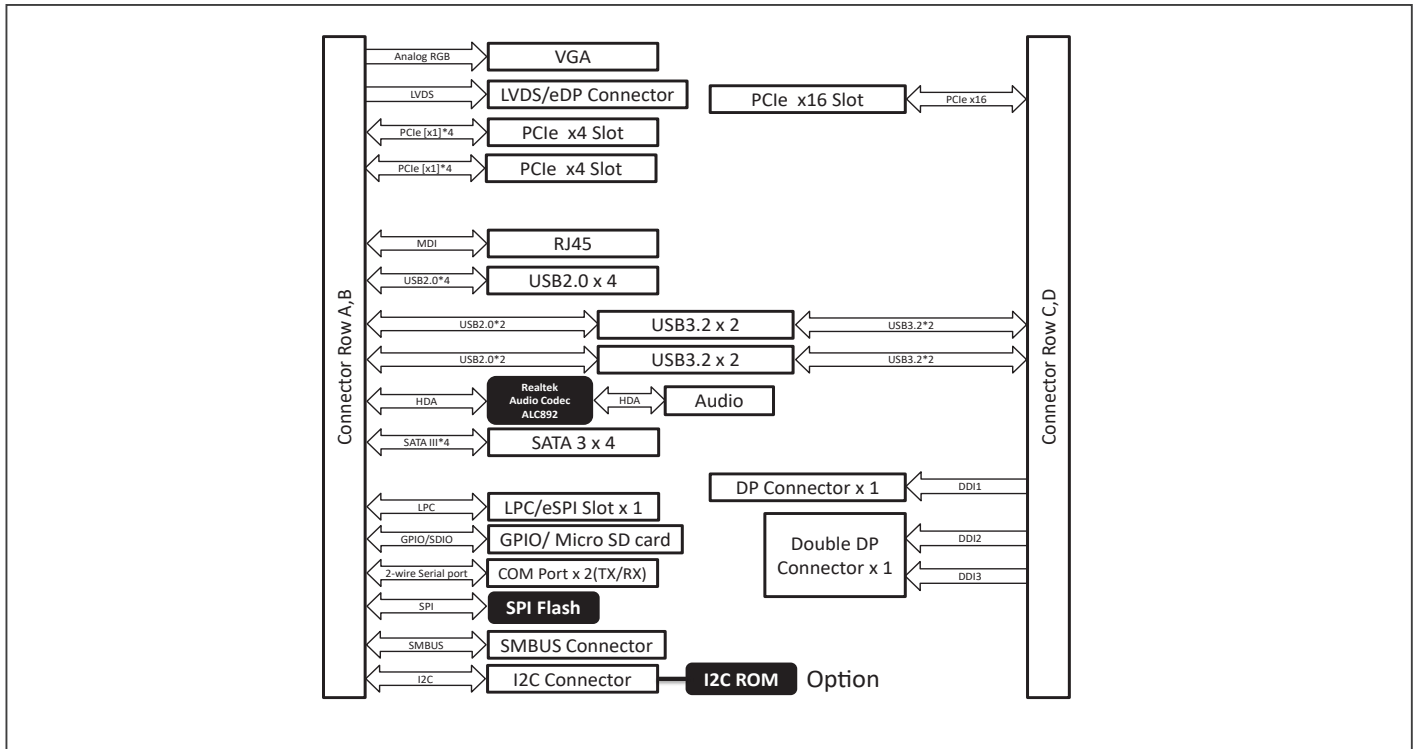
System	
Form Factor	ATX
COM Express Connector	x 2 (Row A,B & Row C,D)
I/O Chipset	—
Front Panel Control	10-pin (5x2) header
Ethernet	10/100/1000/2500 Base-TX, RJ45 x 1 (From CPU Module)
Expansion Interface	PCIe[x4] slot x 2 PCIe[x16] slot x 1
Power Supply Type	ATX
CMOS Battery	RTC battery socket x 1
BIOS	—
Board Size	12" x 9.6"(304mm x 244mm)
Gross Weight	1.32 lb (0.6 kg)
Operating Temperature	32°F ~ 140°F (0°C ~ 60°C)
Storage Temperature	-40°F ~ 185°F (-40°C ~ 85°C)
Operating Humidity	0% ~ 90% relative humidity, non-condensing
MTBF (Hours)	—
Display	
DVT/CRT/VGA	D-SUB15 connector x 1
LVDS / eDP	LVDS : 40pin (20x2) Dual Channel LVDS connector eDP : 30pin board wire connector
SDVO	—
DDI	Display Port x 3 (Dual x1, Single x 1)
I/O	
Storage	SATA3 x 4
Serial Port	COM Port (2-Wire UART Tx/Rx) x 2
USB	Type A connector x 8 (USB2.0 x 4 , USB 3.2/2.0 x 4)
Audio	Audio Jack, supports Line-in, Line-out, Microphone
PS/2 Port	—
GPIO	8-bit Programmable
Switch/Button	Power Button x 1 / Reset Button x 1
Debug LED	80 PORT
I2C	1
Expansion Interface	LPC, I2C, SMBus, eSPI, CAN Bus, 4 pin fan connector, Micro SD Card Slot x 1

* I/O functions according to the type of module installed, please refer to function table.

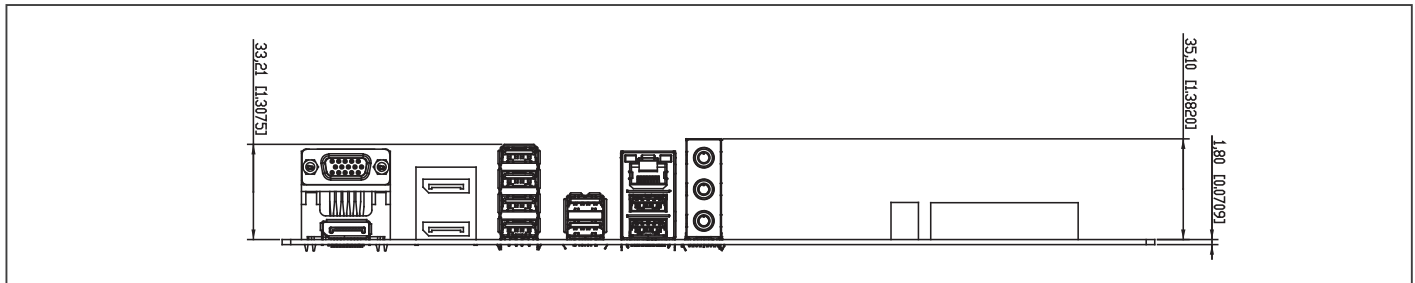
Optional Accessories

- ECB-920A-A11-BRKT01
ECB-920A-A11.IO Bracket

Block Diagram Unit: mm



Dimension Unit: mm



Packing List

- PER-T603 (COM Express Type Converter Board) x 1
- PER-T604 (PCI-E[x4] to PCI-E[x1] x 4 Card) x 1
- Cable Kit x1 (Including SATA Cable x 2, COM Port Cable x 2)
- ECB-920A-A11 x 1

Ordering Information

- **ECB-920A-A11-0001**
COMe Type 6/10 Carrier Board. ATX. 2.5GbE. 8USB. 2COM. 4SATA. PCIe. AT/ATX. Rev. A1.1

Type 6/10 Function Table

COM Type	Type 6	Type 10
PCI-E [x16]	1	—
PCI-E[x4]	1 (Lane 0 – Lane 3)	1 (Lane 0 – Lane 3)
PCI-E[x1]	1 (Lane 4 – Lane 7)	—
VGA	1	—
DDI	3 (DDI1 – DDI3)	1
LVDS	1	1
LAN	1	1
SATA3	4 (Lane 0 – Lane 3)	2 (Lane 0 – Lane 1)
Serial Port (Tx/Rx)		
USB3.2	4 (Lane 0 – Lane 3)	2 (Lane 0 – Lane 1)
USB2.0	8 (Lane 0 – Lane 7)	8 (Lane 0 – Lane 7)
GPIO / SDIO	1 (GPIO 8 bits)	1 (GPIO 8 bits)