



CONNECT AND PROTECT

Mechanics, Electrical

Cabinet Accessories–Mechanics

FRONT PANEL EXPRESS




30402151_e

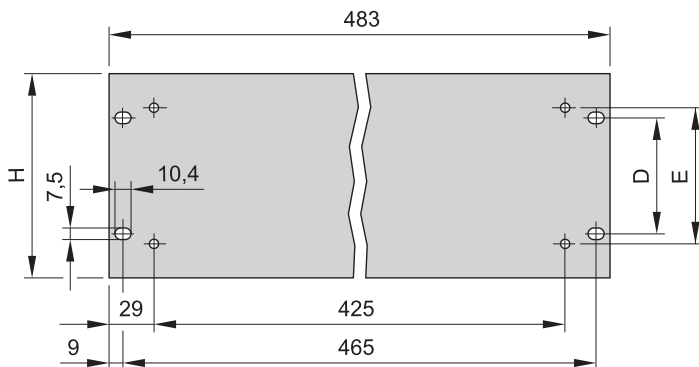
**We make your front panel.
You determine how long it takes us.**

- **Simple:** You configure your front panels direct online. No registration, no program downloads.
The price is displayed immediately.
- **Fast:** You specify your front panel in just a few minutes - and we manufacture it from as little as in 2 days.
- **Flexible:** You determine the quantity and manufacturing time - and thus the cost.
- **Individual:** We make the panels to your specification - mechanical processing, painting and printing.
- **Practical:** We make the job easier for you - if you wish we will also fit the accessories.

19" FRONT PANELS WITH HOLES FOR HANDLES



00592006



BZA42371

- 19" front panels have additional holes for mounting of handles

DELIVERY COMPRISES

Item	Qty	Description
1	1	19" front panel, Al

ORDER INFORMATION

Height	H	D	E	Front panel, 4 mm, anodised	Front panel, 3 mm, pre-anodised, cut edges plain
U	mm	mm	mm	Part no.	Part no.
1	43.6	31.7	25	40304-050	30219-161
2	88.1	76.2	55	40304-051	30219-162
3	132.5	57.1	88	40304-052	30219-163
4	177.0	101.6	120	40304-053	30219-164
5	221.4	146.0	180	40304-054	30219-165
6	265.9	190.4	180	40304-055	30219-166

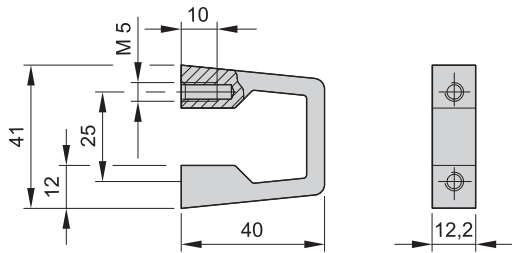
NOTE

- 19" assembly kit, see page 3.17

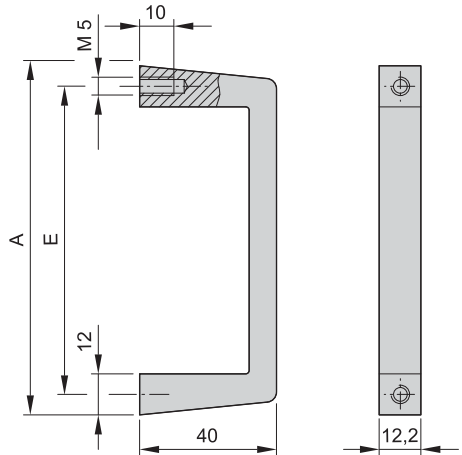
Cabinet Accessories–Mechanics

FRONT HANDLE, ONE-PIECE, WIDTH 12.2 MM

1 U



2 U ... 6 U



BZA42316

BZA42327

- Static load-carrying capacity 30 kg/pair
- Bolted from rear

DELIVERY COMPRISES

Item	Qty	Description
1	1	Front handle, Al extrusion, anodised

ORDER INFORMATION

Height U	A mm	E mm	clear anodised Part no.	black anodised Part no.
1	41	25	10501-116	–
2	69	55	10501-004	10501-025
3	102	88	10501-005	10501-026
4	132	120	10501-006	10501-027
5	194	180	10501-007	10501-028
6	249	235	10501-008	10501-029

Accessories

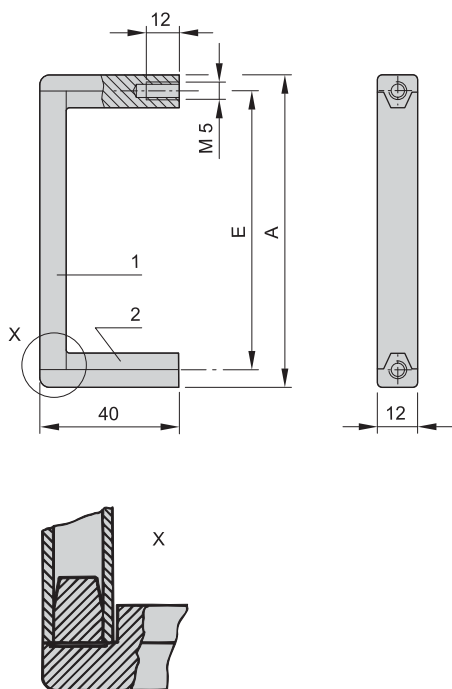
Panhead screw pozidrive self-locking, M5 x 12, zinc-plated, PU 100 pieces	21100-788
---	------------------

Delivery is exclusively in Standard Pack Quantity (SPQ): Minimum order quantity 10 front handles or a multiple thereof

NOTE

- Please order panhead screws separately

FRONT HANDLE, MULTI-PART, WIDTH 12 MM



A3-227

- Static load-carrying capacity 10 kg/pair
- In three parts, middle section in Al extrusion, end pieces in glass fibre reinforced plastic
- Bolts on from front

DELIVERY COMPRISES (kit)

Item	Qty	Description
1	1	Front handle, AL extrusion, anodised
2	2	End piece, PA, black

ORDER INFORMATION

Height U	A mm	E mm	Part no.
3	102	88	10502-057
4	134	120	10502-059
5	194	180	10502-063
6	249	235	10502-065

Accessories

Panhead screw pozidrive self-locking, M5 x 12, zinc-plated, PU 100 pieces	21100-788
---	------------------

Delivery is exclusively in Standard Pack Quantity (SPQ): Minimum order quantity 10 front handles or a multiple thereof

NOTE

- Please order panhead screws separately

Cabinet Accessories–Mechanics

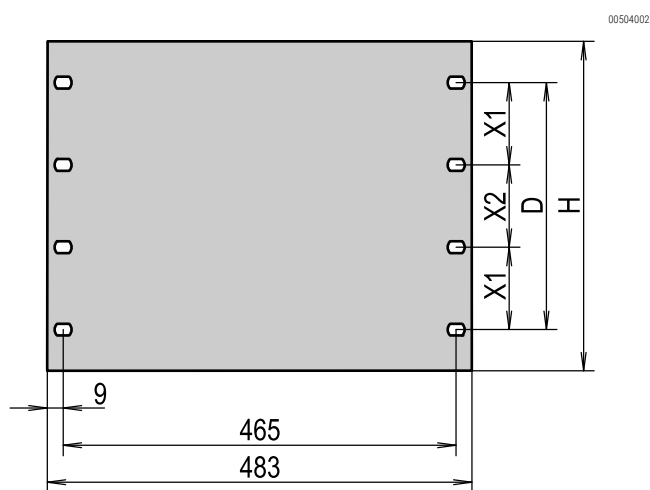
19" FRONT PANELS



- Al anodised, colours light grey (RAL 7035) or black grey (RAL 7021)

DELIVERY COMPRISES

Item	Qty	Description
1	1	19" front panel, Al, 3 mm/4 mm



ORDER INFORMATION

Height	H	D	X1	X2	Mounting holes	3 mm thick, RAL 7021	3 mm thick, RAL 7035	3 mm, Al anodised, cut edges plain	4 mm, Al anodised
U	mm	mm	mm	mm	pieces	Part no.	Part no.	Part no.	Part no.
1	43.6	31.7	–	–	4	30118-948	30118-299	30219-098	40304-074
2	88.1	76.2	–	–	4	30118-949	30118-301	30219-101	40304-075
3	132.5	57.1	–	–	4	30118-950	30118-302	30219-104	40304-076
4	177.0	101.6	–	–	4	30118-951	30118-303	30219-107	40304-077
5	221.4	146.0	–	–	4	30118-952	30118-304	30219-110	40304-078
6	265.9	190.4	–	–	4	30118-953	30118-305	30219-113	40304-079
7	310.3	234.9	88.9	57.1	8	30118-954	30118-306	30219-137	40304-080
8	354.8	279.4	101.6	76.2	8	30118-955	30118-307	30219-138	40304-081
9	399.2	323.8	101.6	120.6	8	30118-956	30118-308	30219-143	40304-082
10	443.7	368.3	101.6	165.1	8	30118-957	30118-309	30219-144	40304-083

Delivery: supplied loose with cabinet or frame

Part no./35

NOTE

- 19" assembly kit see page 3.17

Cabinet Accessories–Mechanics

CLIP-ON 19" PLASTIC FRONT PANELS



- Simple fitting by clipping onto the 19" plane
- Attractive design
- Two colors: light grey or black
- 6 U front panels can be snapped off in 1, 2 or 3 U increments without tools

DELIVERY INCLUDES

Item	Qty	Description
1	10	Clip-on 19" plastic front panels, ABS, antistatic, UL 94 V-0

ORDER INFORMATION

Height U	Height mm	Description	Part No.
1	43.6	black	D19BPT1RU
1	43.6	light grey	87927991
2	88.1	black	D19BPT2RU
2	88.1	light grey	87927992
6	270.0	black	23130-622
6	270.0	light grey	23130-623
Delivery: supplied loose with cabinet or frame			Part no./35

Cabinet Accessories–Mechanics

19" VENTED FRONT PANEL



00504005

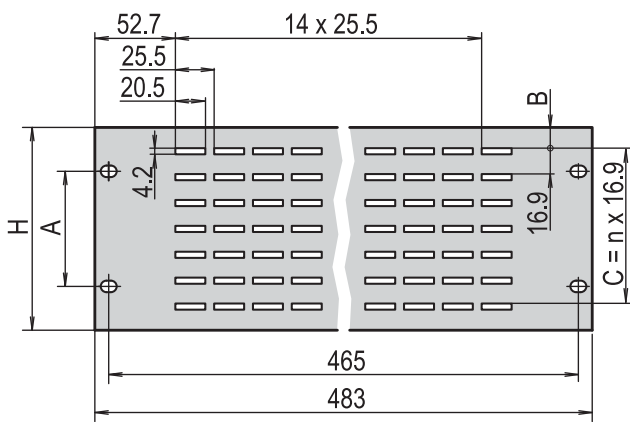
- Al anodised, Al untreated, light grey (RAL 7035) or black grey (RAL 7021)

DELIVERY COMPRISES

Item	Qty	Description
1	1	19" vented front panel, Al, 2.5 mm

NOTE

- 19" assembly kit see page 3.17



00502509

ORDER INFORMATION

Height	H	A	B	C	RAL 7021	RAL 7035	Al anodised	Al untreated
U	mm	mm	mm	mm	Part no.	Part no.	Part no.	Part no.
1	43.6	31.7	11.2	16.9	30118-962	30702-056	30702-047	30702-044
2	88.1	76.2	16.6	50.7	30118-963	30702-057	30702-048	30702-045
3	132.5	57.1	13.5	101.4	30118-964	30702-058	30702-049	30702-046
Delivery: supplied loose with cabinet or frame								Part no./35

19" VENTED FRONT GRILLE, 2 U



02892009

DELIVERY COMPRISES (kit)

Item	Qty	Description
1	1	Front grille, plastic, black
2	1	Filter
3	1	Retention bracket, St, 1 mm, hot-dip aluminized

ORDER INFORMATION


Description	Part no.
19" vented front grille, 2 U	60715-049
Accessories	
Replacement filter for 19" vented front grille 2 U, PU 3 pieces	60715-050
Delivery: supplied loose with cabinet or frame	
Part no./35	

NOTE

- 19" assembly kit see page 3.17

Cabinet Accessories–Mechanics

19" FRONT PANEL FOR CABLE EYES



00509001

- 19" front panel to accommodate cable eyes (to mount the eyes, insert and rotate them 45°)

DELIVERY COMPRISES

Item	Qty	Description
1	1	19" front panel, 1 U, St, 1.5 mm

ORDER INFORMATION

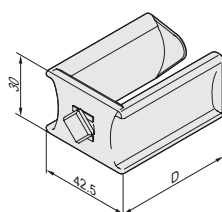
Height H	Height H	RAL 7021	RAL 7035
U	mm	Part no.	Part no.
1	43.6	20118-762	20118-761
Delivery: supplied loose with cabinet or frame			Part no./35

NOTE

- Please order cable eyes separately
- 19" assembly kit, see page 3.17



00506020



41804050

Plastic cable eyes mounted on 19" front panel

PLASTIC CABLE EYE

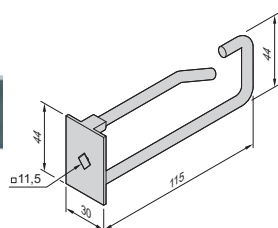
- Simple to fit cable eyes: insert and rotate them 45°

ORDER INFORMATION

Plastic cable eye	Part no.
Depth D = 55 mm, with clip, PU 5 pieces	60118-458
Depth D = 100 mm, with clip, PU 5 pieces	60118-459
Delivery: supplied loose with cabinet or frame	
	Part no./35



00506019



00506050

Steel cable eyes mounted on 19" front panel

STEEL CABLE EYE

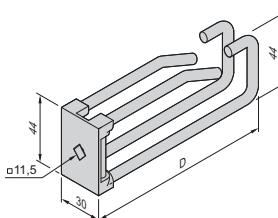
- Simple to fit cable eyes: insert and rotate them 45°

ORDER INFORMATION

Steel cable eye	Part no.
Round steel 5 mm, width 44 mm, depth 115 mm, PU 5 pieces	60118-457
Delivery: supplied loose with cabinet or frame	
	Part no./35



00509005



00509050

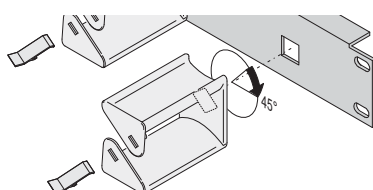
Rubber pad mounted on double steel cable eyes

DOUBLE STEEL CABLE EYE

- Simple to fit cable eyes: insert and rotate them 45°

ORDER INFORMATION

Double steel cable eye	Part no.
Round steel 5 mm, width 44 mm, depth D = 80 mm, PU 5 pieces	60118-473
Round steel 5 mm, width 44 mm, depth D = 115 mm, PU 5 pieces	60118-474
Accessories	
Rubber pad for double steel cable eye for depth D = 80 mm, PU 5 pieces	60118-475
Rubber pad for double steel cable eye for depth D = 115 mm, PU 5 pieces	60118-476
Delivery: supplied loose with cabinet or frame	
	Part no./35



41806051

To fix cable eye to front panel: insert and rotate it 45° (example with plastic cable eye)

Cabinet Accessories—Mechanics

19" FRONT PANEL WITH CABLE DUCTING AND CABLE THROUGH DUCTING



00506016

DELIVERY COMPRISES

Item	Qty	Description
1	2	19" front panel with integrated cable ducting, St, 1.5 mm, 78 mm deep

ORDER INFORMATION

Height U	Height mm	Description	RAL 7035 Part no.	RAL 7021 Part no.
1	43.6	2 oval cable ducting openings, 150 x 32 mm	20118-757	20118-758
2	88.1	2 oval cable ducting openings, 150 x 76 mm	20118-759	20118-760

Delivery: supplied loose with cabinet or frame

Part no./35

NOTE

- 19" assembly kit, see page 3.17

19" CABLE THROUGH DUCTING



01696006

- Mounting height 1 U or 2 U

DELIVERY COMPRISES

Item	Qty	Description
1	2	19" cable ducting, St, 1.5 mm

ORDER INFORMATION

Height U	Height mm	Description	RAL 7021 Part no.	RAL 7035 Part no.
1	43.6	Cable ducting opening 27.5 x 438 mm	20118-767	20118-734
2	88.1	Cable ducting opening 72.0 x 438 mm	20118-768	20118-736

Delivery: supplied loose with cabinet or frame

Part no./35

NOTE

- 19" assembly kit see page 3.17

Cabinet Accessories–Mechanics

19" CABLE DUCTING WITH BRUSH STRIP



Illustration shows silver anodized

01604007

- Mounting height 1 U
- No threading necessary
- Color in silver or black

DELIVERY INCLUDES

Item	Qty	Description
1	2	Al-profile, anodized with brush strip (plastic, black), pressed, color see ordering information


ORDER INFORMATION

Description	Part No.
Silver anodised	60118-437
Black anodised	64230-096
Delivery: supplied loose with cabinet or frame	Part no./35

NOTE

- 19" assembly kit see page 3.17

19" CABLE TRAY, 2 U



00507001

- Load-carrying capacity 15 kg
- Installation height 2 U
- Depth adjustable in 25 mm grid increments, forward protrusion min. 91 mm, max. 191 mm

DELIVERY COMPRISES (Kit)

Item	Qty	Description
1	1	19" cable tray, 2 U, St, 1.5 mm
2	2	Mounting bracket, St, 1.5 mm

ORDER INFORMATION

Width mm	Depth mm	RAL 7021 Part no.	RAL 7035 Part no.
430	450	20118-795	20118-794
Delivery: supplied loose with cabinet or frame			Part no./35

NOTE

- 19" assembly kit see page 3.17

Cabinet Accessories–Mechanics

CABLE MANAGER, HORIZONTAL



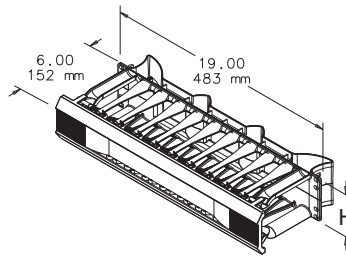
Front

40011010



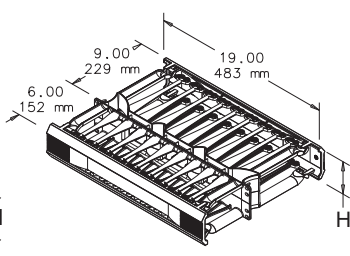
Front and rear

40011006




Front

89073653



Front and rear

89073654



Application

40011009

- Excellent horizontal cable ducting for large cable volumes
- The cables are held with robust, rounded cable fingers
- Quick access to cables (cover hinges upwards, downwards or comes off completely)
- Simple to fit: clip in then screw down
- 1 and 2 U versions
- Versions for front and rear cable routing
- Optimal cabling from horizontal to vertical

DELIVERY COMPRISES

Item	Qty	Description
1	1	Cable manager, plastic, black
2	1	Fitting material with user manual

ORDER INFORMATION

Description	Height H U	mm	Width mm	Depth mm	Part no.
Front	1	44,5	483.00	152 mm	DCHS1
Front	2	88,9	483.00	152 mm	DCHS2
Front and rear	2	88,9	483.00	229 mm + 152 mm	DCHD2

NOTE

- 19" assembly kit see page 3.17



Cable manager with hinged cover

40011007



Top view, cable manager with cable fingers front and rear

40011008

Cabinet Accessories–Mechanics

19" EQUIPMENT SHELF, 1 U



00508007

- Static load-carrying capacity 5 kg
- Mounting height 1 U

DELIVERY COMPRISES

Item	Qty	Description
1	1	Equipment shelf, St, 1.5 mm

ORDER INFORMATION

Width mm	Depth mm	AlZn Part no.	RAL 7021 Part no.	RAL 7035 Part no.
447	390	20118-781	20118-782	20118-783
Delivery: supplied loose with cabinet or frame				Part no./35

- 19" assembly kit, see page 3.17

19" EQUIPMENT SHELF, 2 U



00508003

- Static load-carrying capacity 10 kg
- Mounting height 2 U

DELIVERY COMPRISES

Item	Qty	Description
1	1	Equipment shelf, St, 1.5 mm

ORDER INFORMATION

Width mm	Depth mm	RAL 7021 Part no.	RAL 7035 Part no.
447	238	20118-784	20118-785
Delivery: supplied loose with cabinet or frame			
Part no./35			

- 19" assembly kit, see page 3.17

19" EQUIPMENT SHELF, DEPTH-ADJUSTABLE, 2 U



00508010

- Static load-carrying capacity 15 kg
- Installation height 2 U
- Depth adjustable in 25 mm grid increments, forward protrusion min. 26 mm

DELIVERY COMPRISES (kit)

Item	Qty	Description
1	1	Equipment shelf, St, 1.5 mm
2	2	Mounting bracket with assembly kit, St, 1.5 mm

ORDER INFORMATION

Width mm	Depth mm	RAL 7021 Part no.	RAL 7035 Part no.
430	250	20118-786	20118-789
430	300	20118-787	20118-790
430	400	20118-788	20118-791
Delivery: supplied loose with cabinet or frame			
Part no./35			

- 19" assembly kit, see page 3.17

Cabinet Accessories–Mechanics

19" SHELF, STATIONARY, DEPTH-ADJUSTABLE, 1 U



Shelf with variable mounting dimensions

40011016

- Static load-carrying capacity 68 kg
- Mounting height 1 U
- For mounting on four 19" posts or four 19" panel/slide mounts
- Variable mounting dimensions (depth-adjustable from 19" angle to 19" angle)
- 2 versions
 - Mounting dimensions 495 ... 851 mm
 - Mounting dimensions 792 ... 1151 mm
- 2 oval cut-outs for cable ducting
- Colour black, RAL 9005

DELIVERY COMPRISES

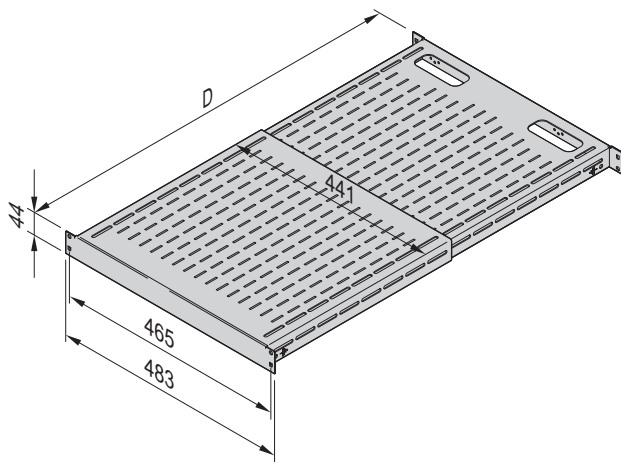
Item	Qty	Description
1	1	Shelf, depth-adjustable, width 19", RAL 9005 (black); shelf is suspended on 19" upright or 19" panel/slide mount
2	1	Fitting material with user manual

ORDER INFORMATION

19" shelf, stationary, depth-adjustable, 1 U	Part no.
Mounting dimensions D 495 ... 851 mm	D19FVT69B
Mounting dimensions D 792 ... 1151 mm	D19FVT912B

NOTE

- 19" assembly kit see page 3.17



89073664

Cabinet Accessories–Mechanics

19" DRAWER



- Height 1, 2 or 3 U
- Static load-carrying capacity 15 kg
- Optional writing surface

DELIVERY COMPRISES ((assembled))

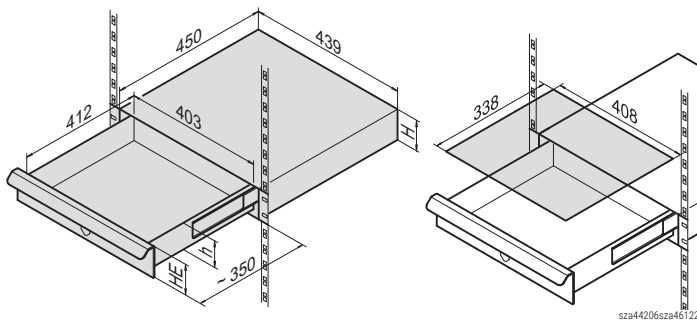
Item	Qty	Description
1	1	19" drawer with lock (2 keys)
2	1	Assembly kit

ORDER INFORMATION

Height H	Height h	Front panel ano- dised	Front panel RAL 7021	Front panel RAL 7035
U	mm	mm	Part no.	Part no.
1	41.6	30	20110-061	20110-180
2	86.0	73	20110-062	20110-181
3	130.5	117	20110-063	20110-182

Accessories

Writing surface for 19" drawer St, 1 mm, RAL 7035, 1 piece	20110-060
Delivery: supplied loose with cabinet or frame	Part no./35



19" drawer

Writing surface

Cabinet Accessories–Mechanics

19" DISTRIBUTION FIELD, CAT 6



Distribution field Cat 6

01604002

- 1 U distribution field with 24 x RJ45 ports
- For use in communications networks, in accordance with ISO/IEC 11801 (as at 03/95)
- Meets the specifications for EN 50 173 (as at 07/95)
- Easy to fit thanks to dual insulation displacement technique (LSA+/110)
- Case can be opened and closed without tools, with quick-release fastener

DELIVERY COMPRISES (assembled)

Item	Qty	Description
1	1	19" case, shielded, St, RAL 7035, 1 U, with earthing stud
2	3	Backplanes with 8 x dual insulation displacement technique for AWG 22–24 cables and 8 x RJ45 sockets
3	24	Cable ties

ORDER INFORMATION

Description	Part no.
19" distribution field, Cat 6	60118-435
Delivery: supplied loose with cabinet or frame	Part no./35

NOTE

- 19" assembly kit see page 3.17

DOCUMENT POCKET



Steel, DIN A4

Plastic, DIN A4

00506004 00506005

- For storage of documents and circuit diagrams
- Assembly with double sided adhesive tape

DELIVERY COMPRISES

Item	Qty	Description
1	1	Document pocket
2	1	Adhesive tape

ORDER INFORMATION

Description	Dimensions H x W x D mm	Part no.
Steel, DIN A4, RAL 7035	180 x 336 x 34	21126-271
Plastic, DIN A4, grey	195 x 356 x 21	60100-302
Plastic, DIN A3, grey	305 x 305 x 25	ADP2
Delivery: supplied loose with cabinet or frame		Part no./35




Plastic, DIN A3

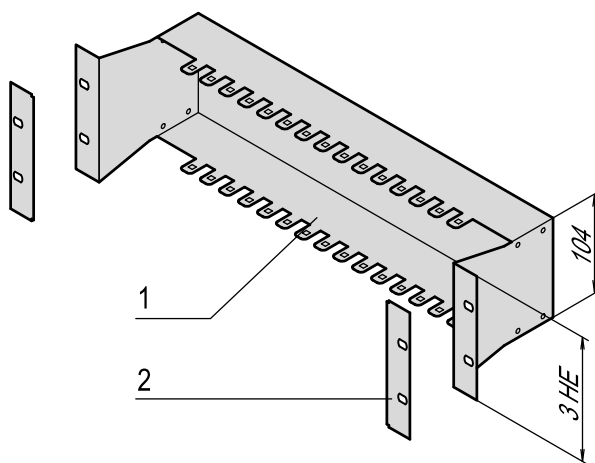
00506006

Cabinet Accessories–Mechanics

19" MOUNTING TRAY FOR LSA+



00506008



VT445668

- Mounting height 3 U
- For retention of up to 15 LSA+ guide rails

DELIVERY COMPRISES (kit)

Item	Qty	Description
1	1	19" mounting tray, St, 1.5 mm, finish AlZn
2	2	Flange cover, Al, anodised

ORDER INFORMATION

Description	Part no.
19" mounting tray for LSA+	21493-079
Delivery: supplied loose with cabinet or frame	Part no./35

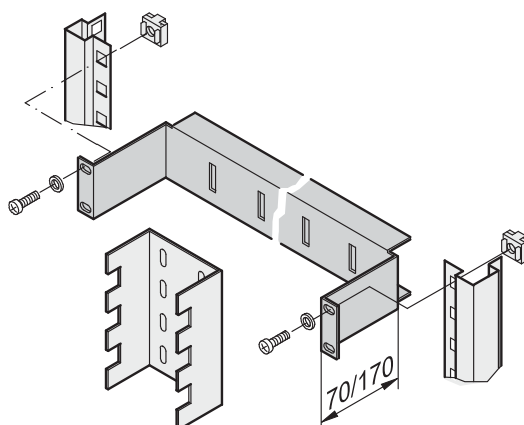
NOTE

- 19" assembly kit see page 3.17

19" MOUNTING BRACKET



00506007



SC30

- Mounting height 1 U
- For fixing cable channels and system rails (e.g. LSA+ or Infra+)
- Mounting plane set back by optionally 70 or 170 mm relative to the 19" plane

DELIVERY COMPRISES

Item	Qty	Description
1	1	19" mounting bracket, St, 1.5 mm, RAL 7035

ORDER INFORMATION

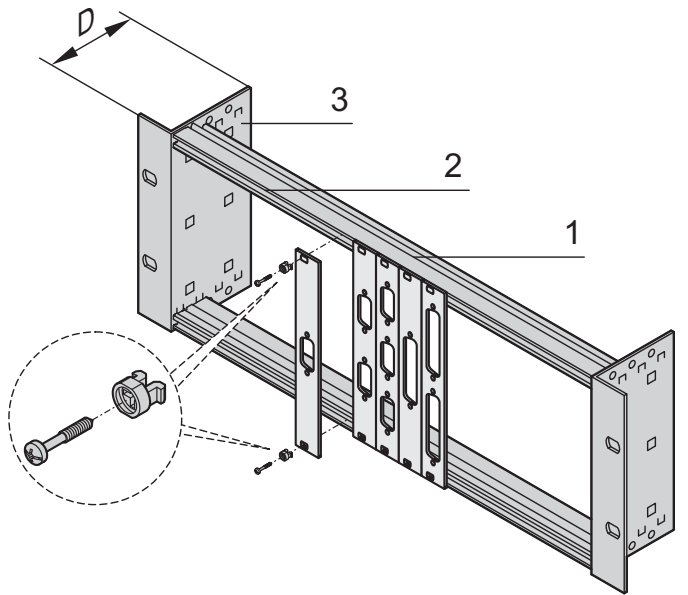
Description	Depth mm	Part no.
19" mounting bracket	70	30118-802
19" mounting bracket	170	30118-803
Delivery: supplied loose with cabinet or frame		Part no./35

NOTE

- 19" assembly kit see page 3.17

Cabinet Accessories–Mechanics

19" MODULE SUPPORT, 3 U



00508057

- For assembly of partial width front panels with SUB-D-, ST type 3 or FDDI cut-outs
- Available in two versions
 - without strain relief rail
 - with strain relief rail
- Optional front panels, Al, 2.5 mm, RAL 7035

DELIVERY COMPRISES (kit)

Item	Qty	Description
1	1	19" module support, 3 U, Al
2	2	Threaded inserts with thread M2.5
3	2	Gland plate, St, 1 mm, RAL 7035
4	1	Strain relief rail, St, 1.5 mm, RAL 7035 (only for version with strain relief)
5	1	Assembly kit

ORDER INFORMATION

Description	Height U	Depth D mm	Part no.
19" module support without strain relief	3	40	20118-630
19" module support with strain relief	3	115	20118-631

Accessories

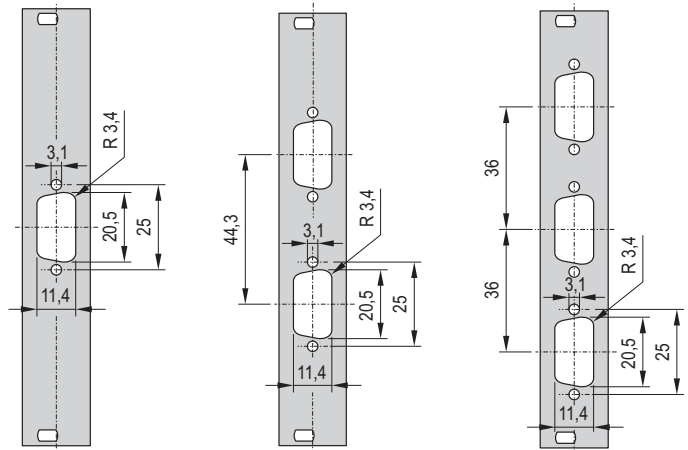
Front panel 3 U, 4 HP, 1 piece	30118-328
Front panel 3 U, 7 HP, 1 piece	30118-329
Front panel 3 U, 14 HP, 1 piece	30118-330
Front panel 3 U, 28 HP, 1 piece	30118-331
Front panel Sub-D 9-pin 3 U, 4 HP, cut-out 1 x 9-pin, 1 piece	30118-338
Front panel Sub-D 9-pin 3 U, 4 HP, cut-out 2 x 9-pin, 1 piece	30118-336
Front panel Sub-D 9-pin 3 U, 4 HP, cut-out 3 x 9-pin, 1 piece	30118-332
Front panel Sub-D 25-pin 3 U, 4 HP, cut-out 1 x 25-pin, 1 piece	30118-334
Front panel Sub-D 25-pin 3 U, 4 HP, cut-out 2 x 25-pin, 1 piece	30118-335
Quick release fastener for front panel assembly, PU 100 pieces	21100-586

Delivery: supplied loose with cabinet or frame

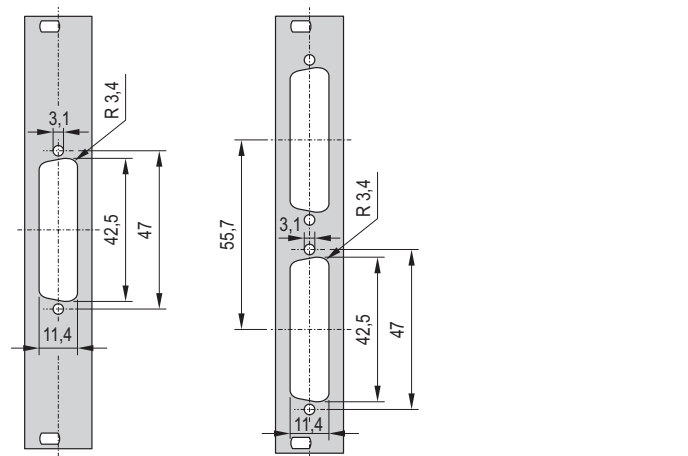
Part no./35

NOTE

- Please order front panels or quick-release fastener separately
- 19" assembly kit, see page 3.17



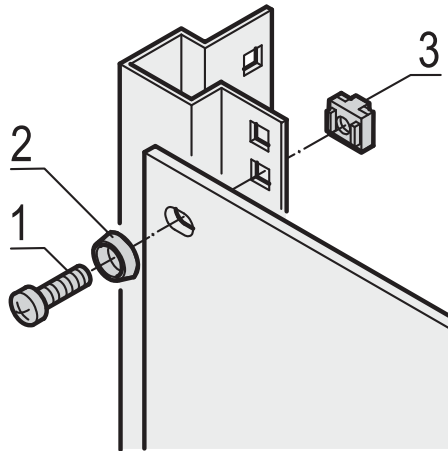
Front panel Sub-D 9-pin



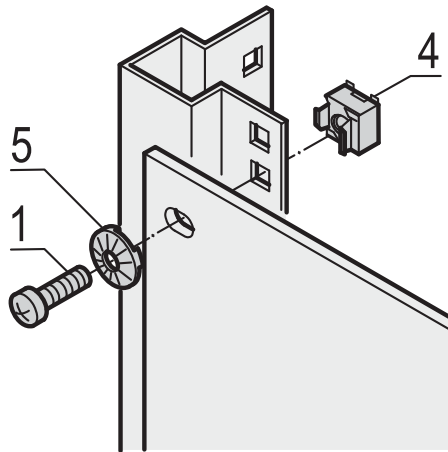
Front panel Sub-D 25-pin

Cabinet Accessories–Mechanics

19" ASSEMBLY KIT M6



Without GND/earthing



With GND/earthing

- For mounting of front panels, distribution fields or other components on the frame, slide mounts or depth members with square cut-outs
- For standard GND/earthing use a GND/earthing nut and a nomel washer on at least one attachment point

DELIVERY COMPRISES

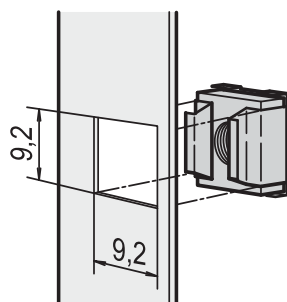
Item	Description
1	Panhead screw, M6 x 16, St, zinc-plated
2	Plastic washer, black
3	Cage nut, M6, St, zinc-plated
4	GND/earthing cage nut, M6, St, zinc-plated
5	Nomel washer, St, zinc-plated, internal diameter 6.1 mm, external diameter 12.2 mm

ORDER INFORMATION

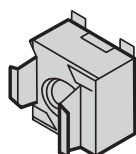
Item	Description	Qty/PU	Part no.
1+2+3	19" assembly kit (screw, washer, nut)	4	21190-095
1+2+3	19" assembly kit (screw, washer, nut)	32	21190-435
1+2+3	19" assembly kit (screw, washer, nut)	50	21101-809
1+2+3	19" assembly kit (screw, washer, nut)	100	21101-810
1	Panhead screw M6, zinc-plated	50	21100-021
1	Panhead screw M6, zinc-plated	100	21100-022
1	Panhead screw M6, zinc-plated, black	100	21100-650
2	Plastic washer	50	21100-015
2	Plastic washer	100	21100-016
3	Cage nut M6	50	21100-003
3	Cage nut M6	100	21100-004
4	GND/earthing cage nut M6	10	21120-131
4	GND/earthing cage nut M6	100	21120-132
5	Nomel washer for GND/earthing, M6	100	21101-173
Delivery: supplied loose with cabinet or frame			Part no./35

Cabinet Accessories–Mechanics


CAGE NUT M4/M5



Cage nut



GND/earthing cage nut



Nomel washer

bza42733

00503050

00502512

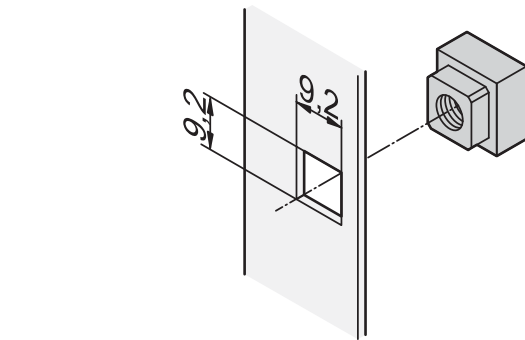
- For assembly of special parts (in square holes), which require a thread diameter of M4 or M5
- For standard GND/earthing use a GND/earthing nut and a nomel washer on at least one attachment point

ORDER INFORMATION

Description	Description	Qty/PU	Part no.
Cage nut M4	St, zinc-plated, for material thickness of 1.8 to 2.6 mm	50	21100-001
Cage nut M4	St, zinc-plated, for material thickness of 1.8 to 2.6 mm	100	21100-002
GND/earthing cage nut M4	St, zinc-plated, for material thickness 1.8 to 2.6 mm	10	21120-127
GND/earthing cage nut M4	St, zinc-plated, for material thickness 1.8 to 2.6 mm	100	21120-128
Nomel washer M4 for GND/earthing	St, zinc-plated, inner diameter 4.1 mm, external diameter 8 mm	100	21120-148
Cage nut M5	St, zinc-plated, for material thickness of 1.8 to 2.6 mm	50	21100-215
Cage nut M5	St, zinc-plated, for material thickness of 1.8 to 2.6 mm	100	21100-216
GND/earthing cage nut M5	St, zinc-plated, for material thickness 1.8 to 2.6 mm	10	21120-129
GND/earthing cage nut M5	St, zinc-plated, for material thickness 1.8 to 2.6 mm	100	21120-130
Nomel washer M5 for GND/ earthing	St, zinc-plated, inner diameter 5.1 mm, external diameter 10.2 mm	100	21120-149
Delivery: supplied loose with cabinet or frame			Part no./35

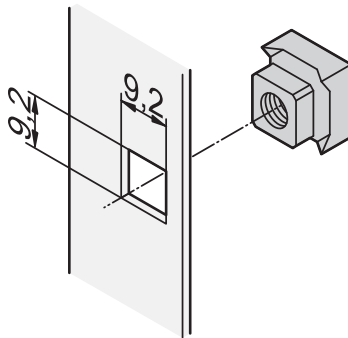
Cabinet Accessories–Mechanics

SQUARE NUT M6



Square nut

b2a42735



Square GND/earthing nut

06704051

- For precise, anti-twist secure mounting without clearance
- For standard GND/earthing use a square GND/earthing nut and a nomel washer on at least one attachment point

ORDER INFORMATION

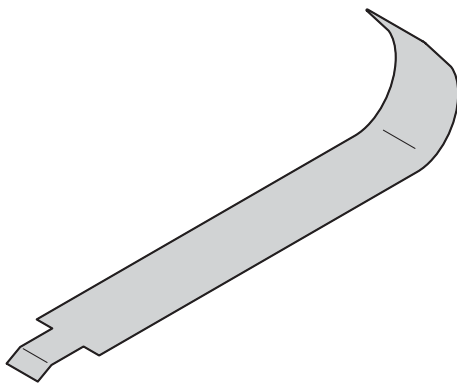
Description	Description	Qty/PU	Part no.
Square nut M6	St, zinc-plated, for material thickness of 3.7 mm	50	21100-558
Square nut M6	St, zinc-plated, for material thickness of 3.7 mm	100	21101-007
Square GND/earthing nut M6	St, zinc-plated, for material thickness of 1.5 mm	50	21101-172
Square GND/earthing nut M6	St, zinc-plated, for material thickness of 3.5 mm	50	21101-171
Nomel washer for GND/earthing, M6	St, zinc-plated, inner diameter 6.1 mm, external diameter 12.2 mm	100	21101-173
Delivery: supplied loose with cabinet or frame			Part no./35

MOUNTING AID FOR CAGE NUTS

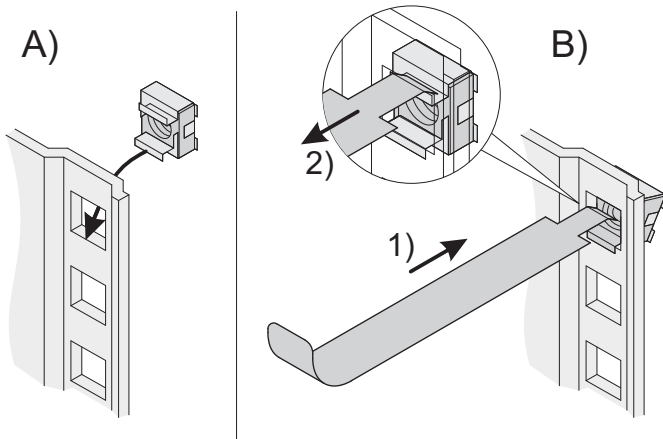
- To fit/remove cage nuts

ORDER INFORMATION

Description	Qty/PU	Part no.
Mounting aid for cage nuts	1	21127-990
Delivery: supplied loose with cabinet or frame		Part no./35




06708057



06708056

Cabinet Accessories–Mechanics

SANDWICH CABLE CLAMPING FOR C PROFILES



01695039

- Cable ducting in up to 5 planes
- For cable diameter of 4 ... 7 mm, usable width 190 mm

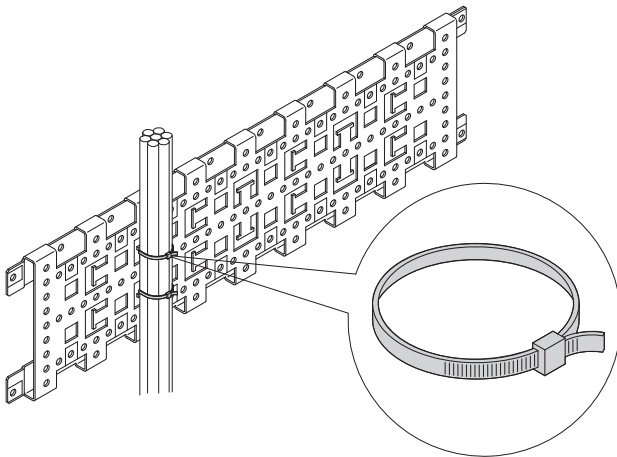
DELIVERY COMPRISES (Kit)

Item	Qty	Description
1	6	Pressure plate, 15 x 250 mm, St, 2.5 mm, chromated and zinc-plated, bolt spacing 200 mm
2	10	Rubber strip
3	10	Spacer M6 for cable diameter of 4 ... 7 mm
4	1	Assembly kit

ORDER INFORMATION

Description	Part no.
Sandwich cable clamping for C profiles	20118-740
Delivery: supplied loose with cabinet or frame	Part no./35

CABLE TIES



01005078

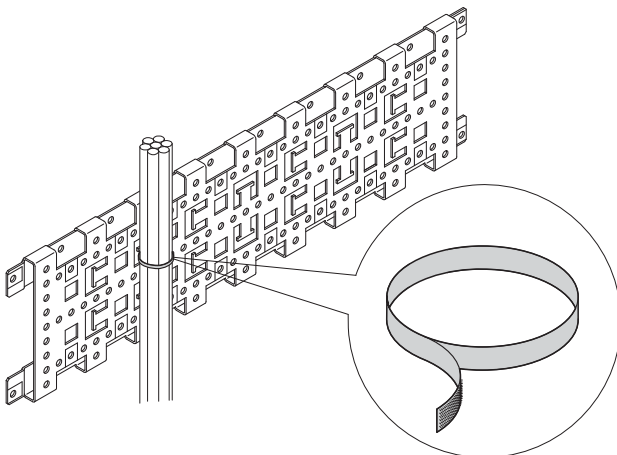
DELIVERY COMPRISES

Item	Qty	Description
1	25	Cable tie, plastic

ORDER INFORMATION

Description	Part no.
Cable ties 186 mm x 5 mm	20118-352
Cable ties 360 mm x 5 mm	20118-353
Cable ties 92 mm x 2.5 mm	20118-351
Delivery: supplied loose with cabinet or frame	Part no./35

VELCRO



01005079

- Length 300 mm (for cable bundles of max. 90 mm diameter)

ORDER INFORMATION

Description	Part no.
Velcro strip, Polyethylen/Polyamide, black, length 300 mm, PU 10 pieces	20118-624
Delivery: supplied loose with cabinet or frame	Part no./35

Cabinet Accessories–Mechanics

CABLE SUPPORT



Cable support with return spring

00592015



Cable support without return spring

00592016

- For cable support on pull-out devices and chassis
- Cable fixing with cable ties
- 2 versions:
 - Cable support **with** return spring for a uniform cabling matched to the extraction movements
 - Cable support **without** return spring, connected directly to pull-out part

ORDER INFORMATION

Description	Qty/PU	Part no.
Cable support with return spring	1	20118-729
Cable support without return spring	1	20118-706
Accessories		
Cable ties 92 mm x 2.5 mm, PU 25 pieces		20118-351
Delivery: supplied loose with cabinet or frame		Part no./35

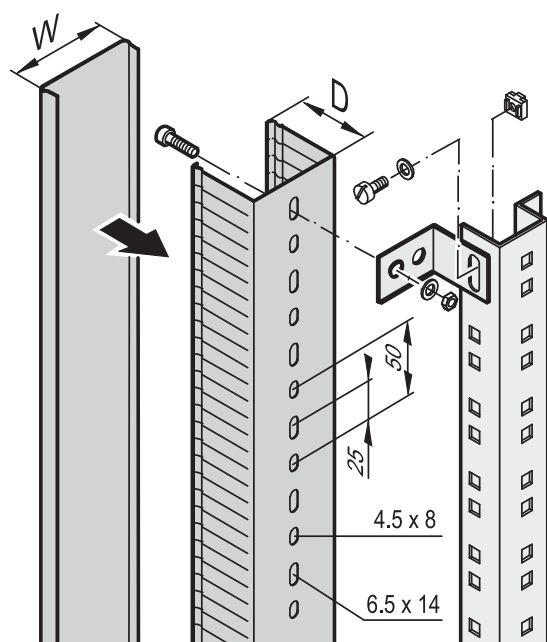
TECHNICAL DATA

	Cable support with return spring	Cable support without return spring
Load-carrying capacity	2 kg	5 kg
Extension length	730 mm	720 mm
Space requirement in retracted position	25 mm	25 mm
Material	St, square tube, 16 mm ² , zinc-plated	St profile, 1 mm, zinc-plated

NOTE

- 19" assembly kit see page 3.17

CABLE CHANNEL



SC78

- For cable ducting in lateral and rear cabinet areas
- For mounting on cabinet uprights, depth members or C-profiles

DELIVERY COMPRISES

Item	Qty	Description
1	1	Cable channel, 2 m, plastic, grey

ORDER INFORMATION

Depth D mm	Width W mm	Length mm	Part no.
60	30	2000	60103-011
60	60	2000	60103-010

Accessories

Assembly kit for cable channel (4 brackets, screws, washers, nuts, cage nuts)	21100-123
Delivery: supplied loose with cabinet or frame	
Part no./35	

NOTE

- Please order assembly kit for cable channel separately

Cabinet Accessories–Mechanics

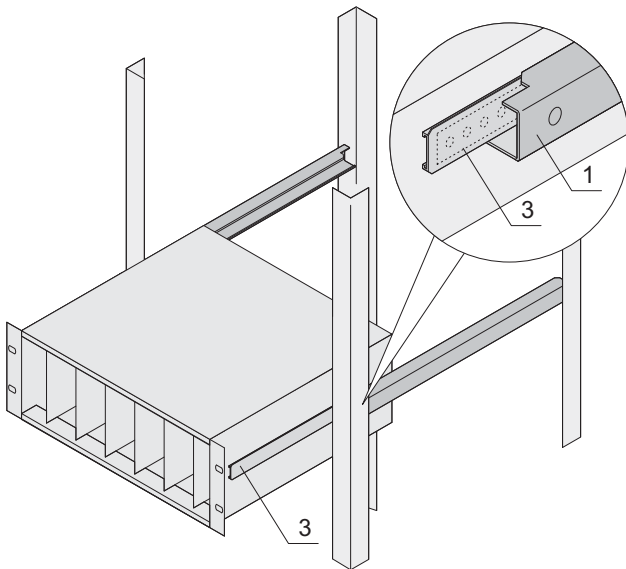
SIMPLE TELESCOPIC SLIDE FOR ASSEMBLY OF SUBRACKS IN CABINETS



06101006

- For mounting 84 HP wide subracks in the 19" plane
- Loading capacity: 25 kg per pair
- The guiding profile is matched to the fixing dimension in the cabinet (it is bolted to the 19" profile of the cabinet); the adaptor rail is matched to the depth and fixing dimension on the subrack (it is inserted into the guiding profile like a telescopic slide)
- Safety note:
No protection against extraction, no stop at full extension

TELESCOPIC SLIDES WITH GUIDING PROFILE FOR FITTING IN CABINETS



06108072

DELIVERY COMPRISES (kit)

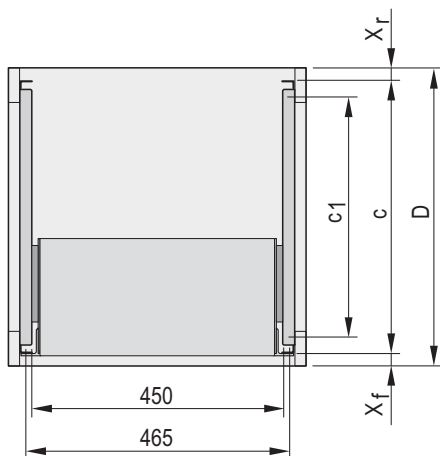
Item	Qty	Description
1	2	C-profile, Al
2	1	Assembly kit

ORDER INFORMATION

For cabinet range	Depth D mm	x_f mm	x_r mm	C mm	c1 mm	Part no.
VARISTAR	600	50	50	500	369	24562-464
VARISTAR	800	50	50	700	569	24562-466
VARISTAR	900	50	50	800	669	24562-467
VARISTAR	1000	50	50	900	769	24562-468
VARISTAR	1100	50	50	1000	869	24562-472
VARISTAR	1200	50	50	1100	969	24562-473
eurorack	600	60	60	480	397	24562-449
eurorack	800	60	60	680	597	24562-451
eurorack	900	60	60	780	697	24562-452
Novastar	500	33	60	407	350	24562-460
Novastar	600	33	60	507	450	24562-461
Novastar	800	33	60	707	650	24562-474
Lab rack	250	0	0	250	162	24562-446
Delivery: supplied loose with cabinet or frame						Part no./35

NOTE

- Adapter rail see page 3.23

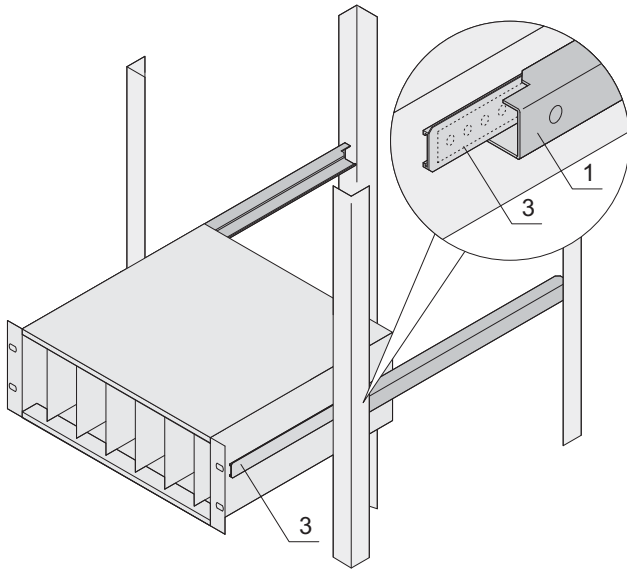


06108082

x_f , x_r : Distance of 19" plane to cabinet edge (front, rear)
 c: Distance of 19" planes from each other,
 c1: Fixing dimension of guiding profile on 19" panel/slide mounts

Cabinet Accessories–Mechanics

TELESCOPIC SLIDES WITH ADAPTOR RAIL FOR SUBRACKS



- The rail serves for fixing the subrack on the guiding profile when mounted into a cabinet

DELIVERY COMPRISES (kit)

Item	Qty	Description
3	2	Al extrusion, incl. M4 threaded insert
4	1	Assembly kit

ORDER INFORMATION


For subrack depth mm	Part no.
175	24562-453
235	24562-454
295	24562-455
355	24562-456
415	24562-457
475	24562-458
Delivery: supplied loose with cabinet or frame	
	Part no./35

NOTE

- Suitable guiding profile see page 3.22

06108072

MEASURING TAPE



- Measuring tape with cm, U-, HP-division (length 2 m)
- Plastic case, metal tape measure with automatic retraction

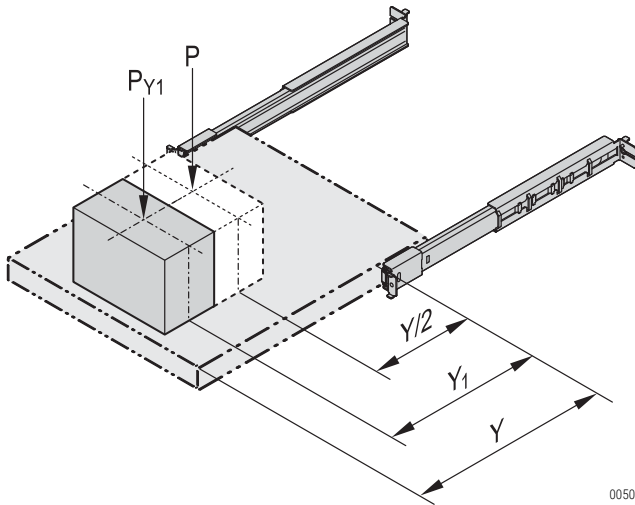
ORDER INFORMATION

Description	Qty/PU	Part no.
Tape measure	1	89009-001

32506001

Cabinet Accessories–Telescopic slides

DIMENSIONING OF TELESCOPIC SLIDES



00505053

Calculation of the load-carrying capacity

The stated load-carrying capacity P is valid provided that the centre of gravity is in the centre of the extraction (Y/2).

For a different position of the centre of gravity (Y₁) please use the following formula:

Load-carrying capacity $P(Y_1) = \frac{1}{2} P Y / Y_1$ (but max. P)

Example:

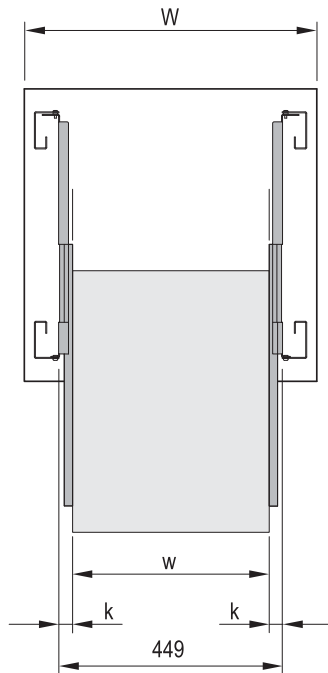
Load-carrying capacity P = 45 kg,

Extension length Y = 250 mm

Position of centre of gravity Y₁ = 150 mm

Result:

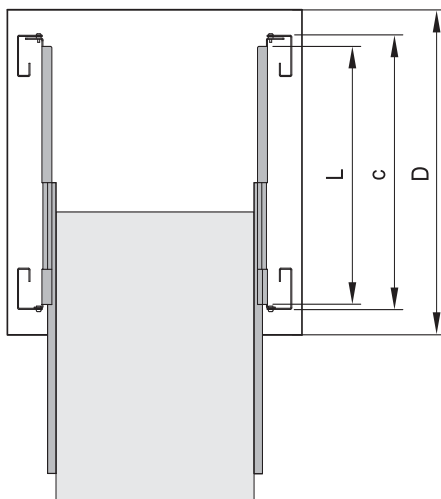
$P(Y_1) = \frac{1}{2} P Y / Y_1 = \frac{1}{2} \times 45 \text{ kg} \times 250 / 150 = 37.5 \text{ kg}$



00505060

Calculation of the maximum installation width (w)

For each telescopic slide the maximum installation width (w) for one shelf or drawer is given. This is the maximum clearance available between the telescopic slides when they are fitted in a 19" cabinet.



00505061

Mounting on 19" panel/slide mounts

In 19" cabinets, telescopic slides are mounted on the front and rear 19" panel/slide mounts.

The length (L) must therefore be matched with the distance between the 19" brackets (depthwise). For this the required 19" pitch (c) is given for each cabinet.

Cabinet Accessories–Telescopic slides

TELESCOPIC SLIDE, NARROW, FOR SUBRACK



00516001

- Suitable for 84 HP width subracks (type F, type H, type L)
- Locks at full extension
- Hinged
- Extension length > 100 %
- Rail width 7.5 mm
- Maximum clear width of extension/drawer w = 84 HP (435 mm)

DELIVERY INCLUDES

Item	Qty	Description
1	2	Telescopic slide, St, zinc-plated

ORDER INFORMATION

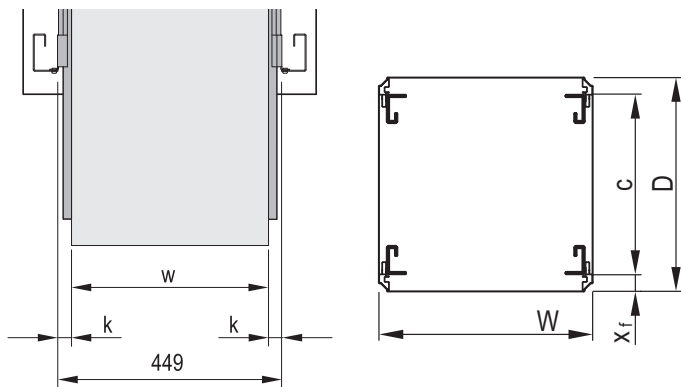
Length L	Extension length Y	Load-carrying capacity P	Part no.
mm	mm	kg	
356	See table Technical data	15	60110-441
559	See table Technical data	15	60110-440

Accessories

Fixing materials kit for Varistar, to mount 2 telescopic slides, PU 1 kit	21120-193
Fixing materials kit for Novastar, to mount 2 telescopic slides, PU 1 kit	21120-194

Delivery: supplied loose with cabinet or frame

Part no./35



00505060

01004146

k = rail width 7.5 mm,
w = max. installation width 84 HP
(435 mm)

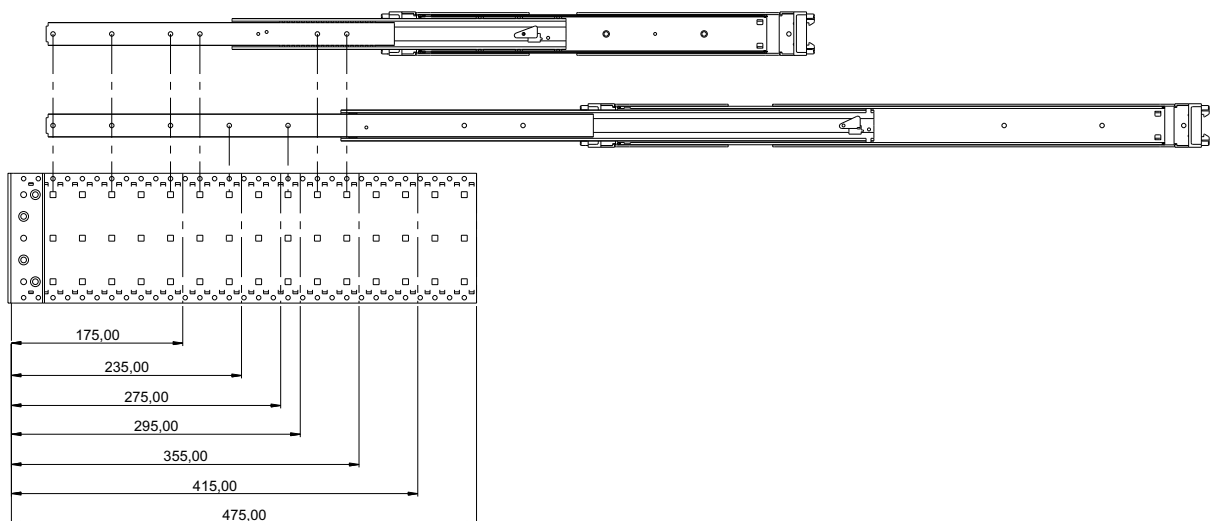
C dimensions: Varistar 500 mm and
700 mm, Novastar 507 mm to 707
mm

Technical data

Length L	Extension length Y		
mm	Varistar SL/HD mm	Novastar SL mm	Novastar HD mm
356	350	362	352
559	553	565	555

NOTE

- To mount on 19" plane please order assembly kit separately



Screw-on position for telescopic slide on side panel of subrack

00515050

Cabinet Accessories–Telescopic slides

UNIVERSAL TELESCOPIC SLIDE, 1 U



- Static load-carrying capacity per pair 23 - 39 kg
- Lateral mounting on the 19" uprights (19" plane remains free for fixing the extension/drawer)
- Can be removed
- Extension length > 100 %
- Rail width $k = 9.7$ mm, max. installation width of extension/drawer $w = 429$ mm

DELIVERY COMPRISES

Item	Qty	Description
1	2	Telescopic slide, St, zinc-plated

ORDER INFORMATION

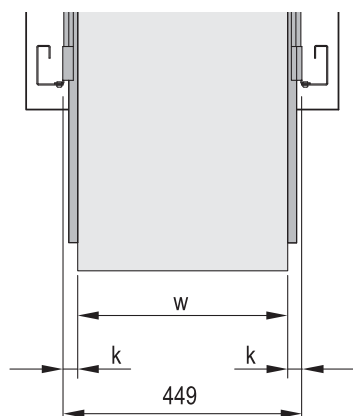
Length L	Extension length Y	Load-carrying capacity P	Part no.
mm	mm	kg	
356	381	39	20110-090
406	432	36	20110-091
457	483	34	20110-092
508	533	32	20110-093
559	584	29	20110-094
610	635	27	20110-095
660	686	23	20110-096
711	737	23	20110-097

Accessories

Assembly kit For VARISTAR, for assembly of 2 telescopic slides, PU 1 kit	21120-158
Assembly kit For eurorack, for assembly of 2 telescopic slides, PU 1 kit	21120-159
Assembly kit for NOVASTAR, to mount 2 telescopic slides, PU 1 kit	21120-160

Delivery: supplied loose with cabinet or frame

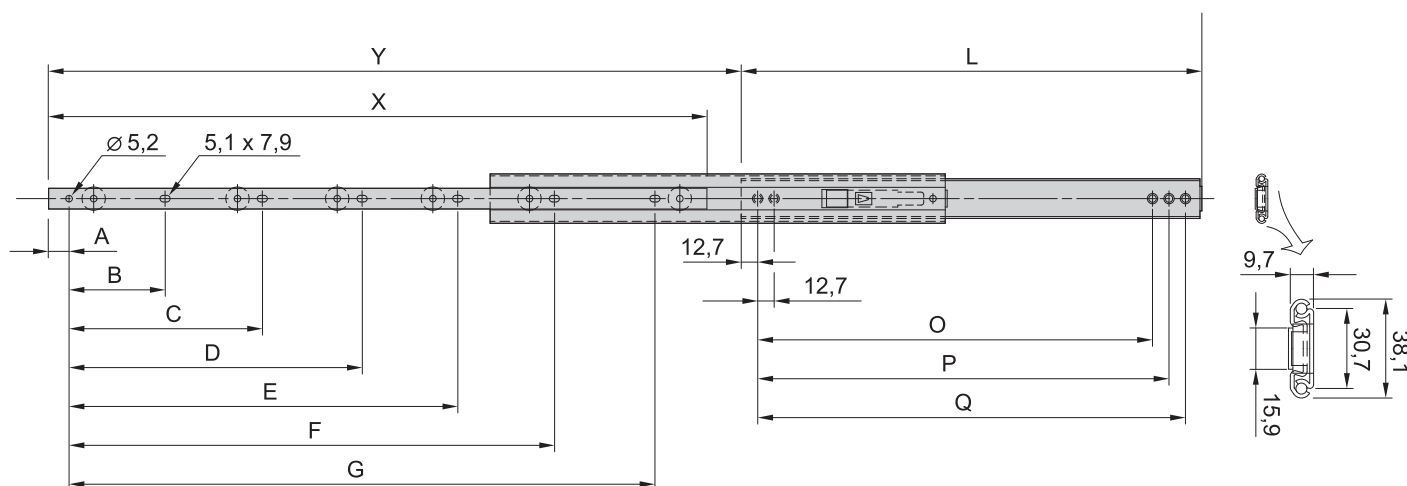
Part no./35



k = rail width, w = max. installation width

Dimensions table

L	Internal part								External part		
	A	B	C	D	E	F	G	X	O	P	Q
356	29.5	92.1	184.2	276.2	-	-	-	349.3	304.6	317.3	330.0
406	29.5	92.1	184.2	276.2	-	-	-	349.3	355.4	368.1	380.8
457	29.5	92.1	184.2	276.2	-	-	-	349.3	406.4	419.1	431.8
508	89.9	92.1	184.2	276.2	368.3	-	-	501.7	457.4	470.1	482.8
559	89.9	92.1	184.2	276.2	368.3	-	-	501.7	508.1	520.8	533.5
610	89.9	92.1	184.2	276.2	368.3	-	-	501.7	558.6	571.3	584.0
660	7.4	92.1	184.2	276.2	368.3	460.4	552.4	603.3	609.4	622.1	634.8
711	7.4	92.1	184.2	276.2	368.3	460.4	552.4	603.3	660.2	672.9	685.6



Cabinet Accessories–Telescopic slides

UNIVERSAL TELESCOPIC SLIDE, 2 U



- Static load-carrying capacity per pair 46 - 61 kg
- Lateral mounting on the 19" uprights (19" plane remains free for fixing the extension/drawer)
- Locking at full extension
- Extension length > 100 %
- Rail width k = 16 mm, max. installation width of extension/drawer w = 417 mm

DELIVERY COMPRISES

Item	Qty	Description
1	2	Telescopic slide, St, zinc-plated

ORDER INFORMATION

Length L mm	Extension length Y mm	Load-carrying capacity P kg	Part no.
305	330	61	20110-100
356	381	60	20110-101
406	432	58	20110-102
457	483	57	20110-103
508	533	55	20110-104
559	584	52	20110-105
610	635	50	20110-106
660	686	48	20110-107
711	737	46	20110-108

Accessories

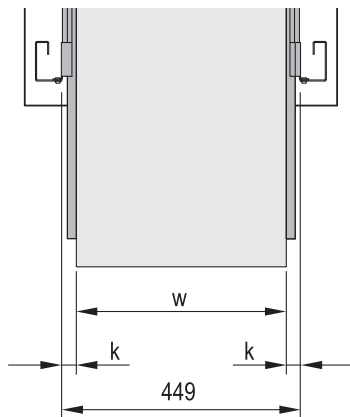
Assembly kit For VARISTAR, for assembly of 2 telescopic slides, PU 1 kit	21120-158
Assembly kit For eurorack, for assembly of 2 telescopic slides, PU 1 kit	21120-159
Assembly kit for NOVASTAR, to mount 2 telescopic slides, PU 1 kit	21120-160

Delivery: supplied loose with cabinet or frame

Part no./35

NOTE

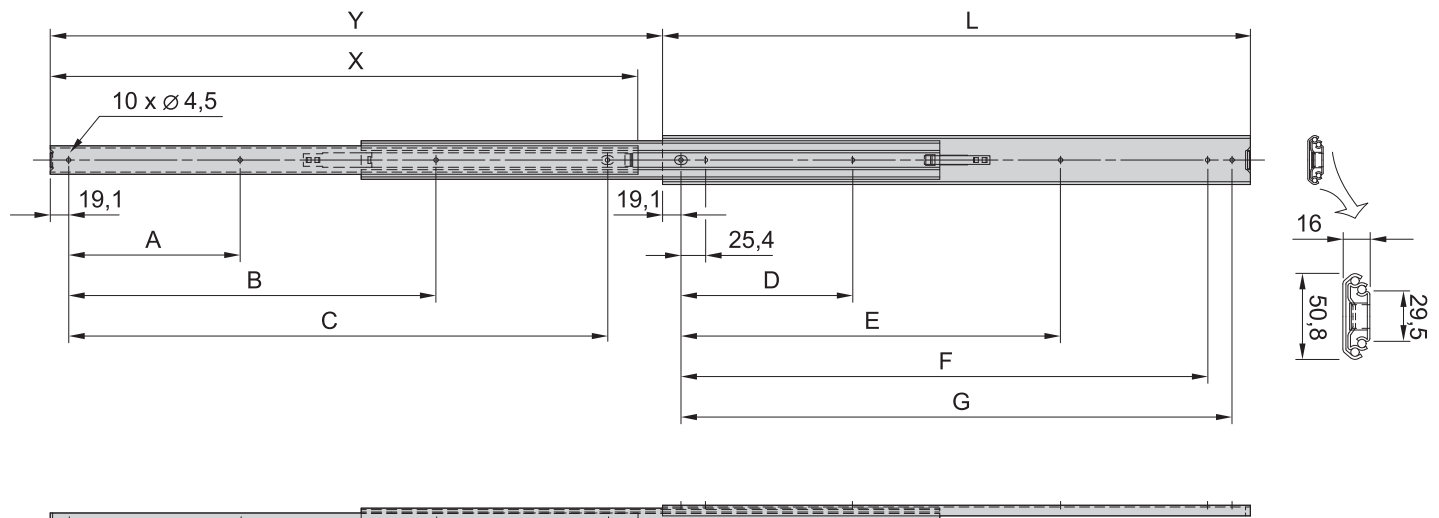
- To mount on 19" plane please order assembly kit separately
- Universal telescopic rails can also be fitted without additional components in non-standard applications, thus also in other than 19" cabinets



k = rail width, w = max. installation width

Dimensions table

Length L	Internal part				External part			
	A	B	C	X	D	E	F	G
305	76.2	177.8	254.0	305.0	76.2	190.5	241.3	266.7
356	101.6	203.2	304.8	356.0	88.9	215.9	292.1	317.5
406	127.0	228.6	355.6	406.0	127.0	241.3	342.9	368.3
457	127.0	279.4	406.4	457.0	127.0	292.1	393.7	419.1
508	152.4	304.8	457.2	508.0	152.4	317.5	444.5	469.9
559	177.8	330.2	508.0	559.0	177.8	342.9	495.3	520.7
610	177.8	381.0	558.8	610.0	177.8	393.7	546.1	571.5
660	203.2	406.4	609.6	660.0	203.2	419.1	596.9	622.3
711	228.6	431.8	660.4	711.0	228.6	444.5	647.7	673.1



Cabinet Accessories–Telescopic slides

SLIM UNIVERSAL TELESCOPIC SLIDE, 2 U



- Static load-carrying capacity per pair 46 - 57 kg
- Lateral mounting on the 19" uprights (19" plane remains free for fixing the extension/drawer)
- Locking at full extension
- Extension length > 110 %
- Rail width $k = 9.7$ mm, max. installation width of extension/drawer $w = 429$ mm

DELIVERY COMPRISES

Item	Qty	Description
1	2	Telescopic slide, St, zinc-plated

ORDER INFORMATION

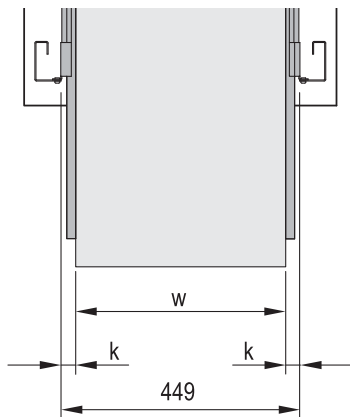
Length L	Extension length Y	Load-carrying capacity P	Part no.
mm	mm	kg	
356	432	57	20110-071
406	483	55	20110-072
457	533	55	20110-073
508	584	55	20110-074
559	635	46	20110-075
584	660	46	20110-076
610	686	46	20110-077

Accessories

Assembly kit for VARISTAR, for assembly of 2 telescopic slides, PU 1 kit	21120-161
Assembly kit for eurorack, for assembly of 2 telescopic slides, PU 1 kit	21120-162
Telescopic slides mounting kit for NOVASTAR, to mount 2 telescopic slides, PU 1 kit	21120-163

Delivery: supplied loose with cabinet or frame

Part no./35



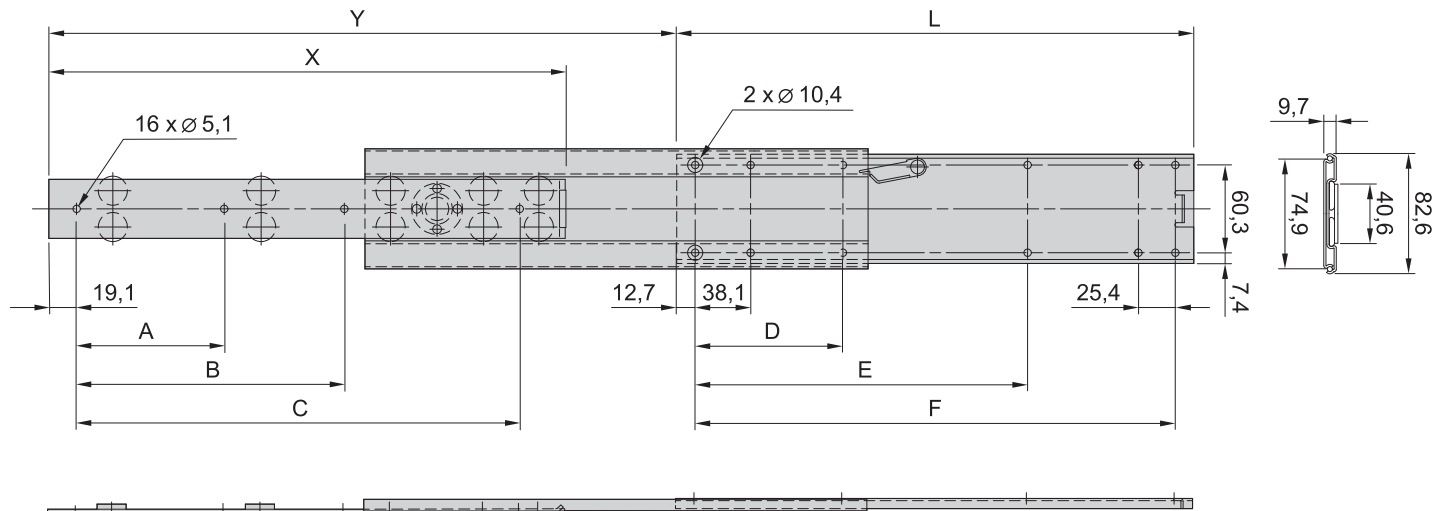
k = rail width, w = max. installation width

Dimensions table

Length L	Internal part				External part		
	A	w	C	X	D	E	F
356	101.6	184.2	304.8	356.0	101.6	228.6	330.2
406	127.0	209.6	355.6	406.0	127.0	254.0	381.0
457	127.0	235.0	406.4	457.0	152.4	279.4	431.8
508	152.4	260.4	457.2	508.0	152.4	330.2	482.6
559	203.2	412.8	508.0	559.0	177.8	355.6	533.4
584	203.2	431.8	533.4	584.0	177.8	381.0	558.8
610	203.2	438.2	558.8	610.0	203.2	381.0	584.2

NOTE

- To mount on 19" plane please order assembly kit separately
- Universal telescopic rails can also be fitted without additional components in non-standard applications, thus also in other than 19" cabinets



Cabinet Accessories–Telescopic slides

HEAVY LOAD UNIVERSAL TELESCOPIC SLIDE, 2 U



- Static load-carrying capacity per pair 72 - 100 kg
- Lateral mounting on the 19" uprights (19" plane remains free for fixing the extension/drawer)
- End stop damped
- Extension length > 100 %
- Rail width $k = 19.1$ mm, max. installation width of extension/drawer $w = 411$ mm

DELIVERY COMPRISES

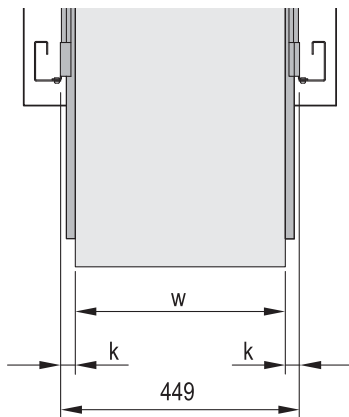
Item	Qty	Description
1	2	Telescopic slide, St, zinc-plated

ORDER INFORMATION

Length L mm	Extension length Y mm	Load-carrying capacity P kg	Part no.
300	473	77	20110-190
350	573	83	20110-191
400	423	88	20110-192
450	473	94	20110-193
500	523	100	20110-194
550	573	94	20110-195
600	623	88	20110-196
700	723	72	20110-198

Accessories

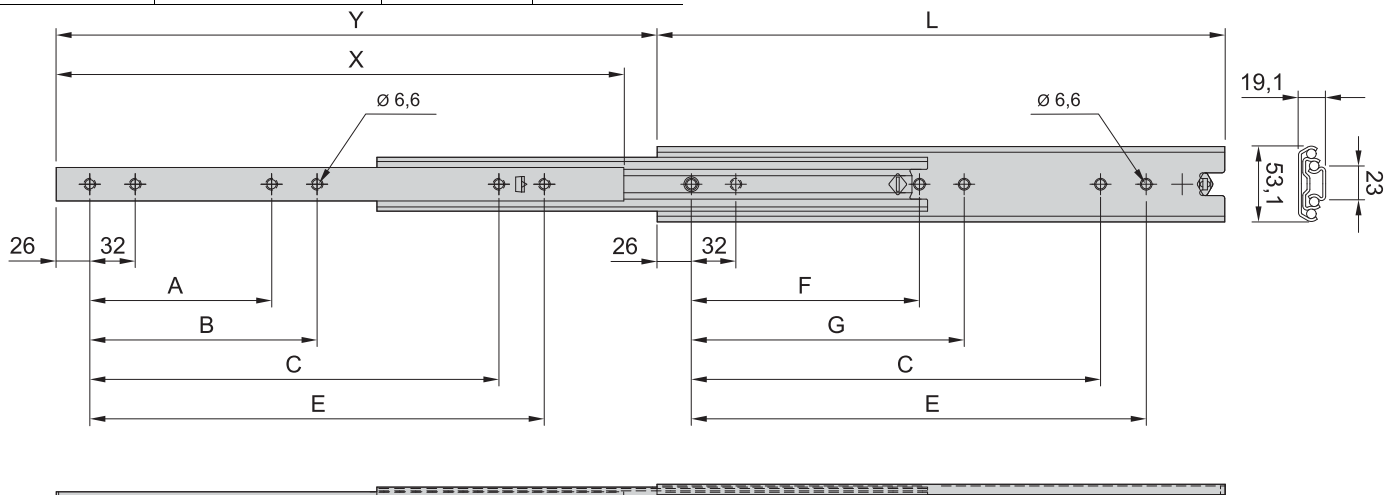
Assembly kit for VARISTAR, for assembly of 2 telescopic slides, PU 1 kit	21120-164
Assembly kit for eurorack, for assembly of 2 telescopic slides, PU 1 kit	21120-165
Assembly kit for NOVASTAR, to mount 2 telescopic slides, PU 1 kit	21120-166
Delivery: supplied loose with cabinet or frame	Part no./35



k = rail width, w = max. installation width

Dimensions table

Length L mm	Y mm	Inner part (mm)			External part (mm)			
		A	B	X	C	E	F	G
300	473.5	-	-	300	192	224	-	-
350	573.5	-	-	350	224	256	-	-
400	423.5	128	160	400	288	320	160	192
450	473.5	128	160	450	320	352	160	192
500	523.5	160	192	500	384	416	192	224
550	573.5	160	192	550	416	448	192	224
600	623.5	192	256	600	480	512	256	288
650	673.5	192	256	650	544	576	256	288
700	723.5	256	288	700	576	608	288	320



Cabinet Accessories–Electrics

LED LIGHT FOR CABINET MOUNTING

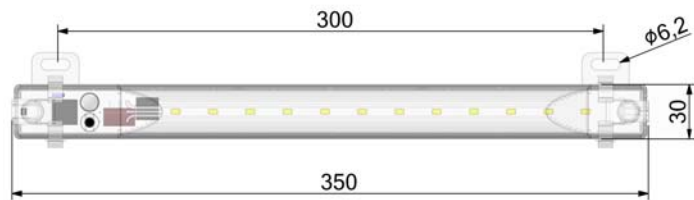


00518001



00518002

Please order connecting cable separately



00518051

TECHNICAL DATA

Input	AC, DC
Input voltage	24 ... 265 V _{AC/DC}
Power consumption	6 W
Luminosity	700 Lm, 1200 lx @ 0,5 m, 450 lx @ 1 m
Lamp type	LED, angle of radiation 120°
Light color	Daylight, color temperature: 5000 K
Service life	50.000 h at +20 °C (+68 °F)
Mounting	Magnetic- and screw fastening
Casing	Plastic, Polykarbonate, transparent
Connection	Wieland connector (long side on both sides, 1 x male connector, 1 x female connector)
Weight	0,2 kg (0,375 lbs)
Functions	Button for switching (motion detector, on, off)
Operating temperature	-20 ... +60 °C (-4 ... +140 °F)
Storage temperature	-40 ... +85 °C (-40 ... +185 °F)
Operating/Storage humidity	max. 90 % rH (non-condensing)
Protection type	IP 20
Protection class	II (double insulated)
Approval	CE/UL








- Wide-range voltage input 24 ... 265 V_{AC} / DC
- Motion sensor and multifunction button
- Easy installation, magnetic and screw fastening
- Luminosity 700 lumens
- Light diffuser -> better lighting of the floor, 1200 lux / 0.5 m
- Excellent performance 117 Lumens / Watt
- Daisy Chain (allows up to 10 lamps to be connected in series), pluggable connection and connection cables
- Integrated optics with unbreakable plastic cover
- Adjustable angle -90 ° to + 90 °, light can be rotated in 2 directions
- Long life and low power consumption



DELIVERY INCLUDES

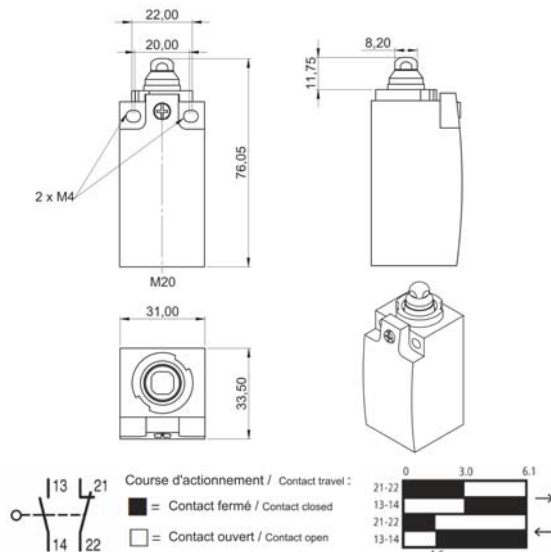
Item	Qty	Description
1	1	LED lamp (plastic housing) with connection for Wieland plug (on both sides); Length 350 mm, width 30 mm, height 40 mm with holder
2	2	Fixing clips (magnetic and to screw on)
3	1	User manual

ORDER INFORMATION

Description	Part no.
LED-700L	60118-570
Accessories	
Input Cable for AC, length 2.0 m / 78.7 inch, 1 piece	 60118-546
Extension Cable for AC, length 1.0 m / 39.4 inch, 1 piece	 60118-548
Connection cable with IEC 60320 C18 connector for AC, length 0,5 m / 19,7 inch, 1 piece	 60130-114
Female connector for AC, 1 piece	 60118-550
Male connector for AC, 1 piece	 60118-552
Bracket 19" 1 U, RAL 7021 (black) 1 piece	 20118-812
Bracket 19" 1 U, RAL 7035 (grey) 1 piece	 20118-813

Cabinet Accessories–Electrics

DOOR CONTACT SWITCH WITHOUT CONNECTING CABLE



DELIVERY INCLUDES

Item	Qty	Description
1	1	Door contact switch without connecting cable
2	1	PG screw fitting M20 x 1.5 for cable diameter 6 ... 12 mm
3	1	Assembly kit

ORDER INFORMATION

Description	Qty/PU piece	Part no.
Door contact switch without connecting cable	1	20118-810

Accessories

Bracket for installation of door switch (Varistar) PU 1 kit	23130-314
Bracket for installation of door switch (Novastar) PU 1 kit	27230-275
Bracket for installation of door switch (Eurorack) PU 1 kit	23117-036
Delivery: fitted in cabinet or on frame	Part no./05
Delivery: supplied loose with cabinet or frame	Part no./35

TECHNICAL DATA (SWITCH)

Switch contact	2 (1 normally open / 1 normally closed)
Connection	Cage clamp
Mech. life	8 million cycles
Voltage	240 V _{AC}
Current	6 A
Protection time	IP 66
Schutzklasse	II
Function	3.1 mm gap to adjust door switch position
Approval	CE, UL, CCC

DOOR CONTACT SWITCH WITH CONNECTING CABLE



- Connection to cabinet light via IEC 60320 C13 socket
- Connection with mains supply via SCHUKO/UTE connector
- Easy handling by plug and play (completely wired)

DELIVERY INCLUDES

Item	Qty	Description
1	1	Door contact switch with connecting cable to IEC 60320 C13 socket, plug and mains connection SCHUKO/UTE, fully wired
2	1	Assembly kit

ORDER INFORMATION

Description	Qty/PU piece	Part no.
Door contact switch with connecting cable	1	20118-811

Accessories

Bracket for installation of door switch (Varistar) PU 1 kit	23130-314
Bracket for installation of door switch (Novastar), PU 1 kit	27230-275
Bracket for installation of door switch (Eurorack) PU 1 kit	23117-036
Delivery: fitted in cabinet or on frame	Part no./05
Delivery: supplied loose with cabinet or frame	Part no./35

NOTE

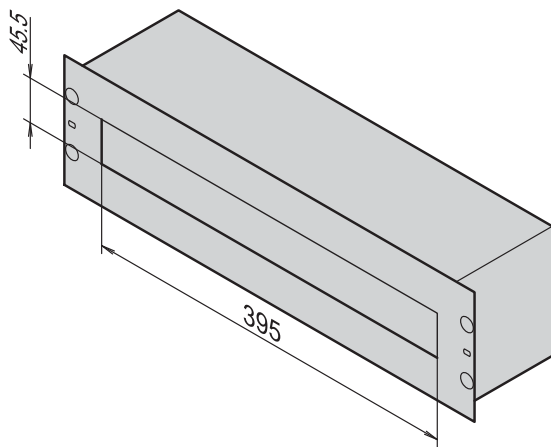
- Technical data and dimensions of the door contact switch see above

Cabinet Accessories–Electrics


19" DISTRIBUTION BOX



01495004



Connection clamp



02a45585

Clamps



01695034

- For installation of power distribution modules on DIN profile rails (DIN 43880)
- With cable support rail on the rear side, strain relief with clamps
- Two neutral conductors for terminal clamps from 4 ... 35 mm²

DELIVERY COMPRISES (assembled)

Item	Qty	Description
1	1	Case, 2 parts, 3 U/84 HP, AlZn
2	1	Front panel with cut-out for power distribution module, St, 1 mm, RAL 7035
3	2	Neutral conductors for terminal clamps, Cu, 200 x 3 x 10 mm, zinc-plated, insulated mounting
4	1	DIN profile rail, St, zinc-plated, depth-adjustable with spacing bolts
5	1	Cable support rail for clamps, zinc-plated
6	1	Brush strip, plastic, black, for cable entry
7	2	Sealing strip, fibre glass reinforced Polyester, for unused module positions
8	1	GND/earthing conductor, Cu, 1.5 mm ² , green/yellow, length 360 mm
9	1	Label strip

ORDER INFORMATION

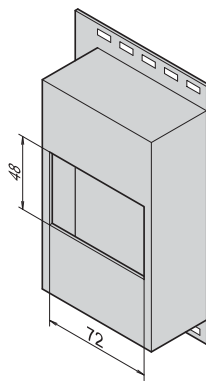
Description	Part No.
19" distribution box	60118-434
19" distribution box (with packaging for overseas shipping)	60118-521
Accessories	
Terminal clamps for 19" distribution box 4 mm ² , yellow/green, PU 10 pieces	21101-529
Terminal clamps for 19" distribution box 4 mm ² , blue (N), PU 10 pieces	21101-532
Terminal clamps for 19" distribution box 16 mm ² , yellow/green (PE), PU 10 pieces	21101-530
Terminal clamps for 19" distribution box 16 mm ² , blue (N), PU 10 pieces	21101-533
Terminal clamps for 19" distribution box 35 mm ² , yellow/green (PE), PU 10 pieces	21101-531
Terminal clamps for 19" distribution box 35 mm ² , blue (N), PU 10 pieces	21101-534
Clamps for 19" distribution box, PU 14 pieces	21190-753
Delivery: supplied loose with cabinet or frame	Part no./35

NOTE

- 19" assembly kit, see page 3.17
- Power distribution module, see page 3.33

Cabinet Accessories–Electrics

SMALL DISTRIBUTION MODULE



- For the installation of power distribution modules on DIN profile rails (DIN 43880)

DELIVERY COMPRISES

Item	Qty	Description
1	1	Small distribution module, plastic, light grey, with integrated DIN profile rail
2	1	Mounting plate for cabinet mounting, Al, 2.5 mm
3	1	Cover strip, plastic, light grey, for unused module spaces
4	1	Assembly kit for cabinet assembly

ORDER INFORMATION

Description	Part no.
Small distribution module	20118-538
Delivery: supplied loose with cabinet or frame	Part no./35

01695010

NOTE

- Power distribution module, see page 3.33

SZ445586

POWER DISTRIBUTION MODULES IN ACCORDANCE WITH DIN 43880



Circuit breakers



FI safety switch



Socket

01695005

0169500401695003

- For fitting into 19" distribution box or small distribution module
- Snaps onto DIN profile rail

ORDER INFORMATION

Description	Width mm	Part no.
Circuit breaker 1 x 16 A	17.7	20119-355
Circuit breaker 3 x 16 A	53.5	20119-356
FI safety switch, 16 A, 30 mA	46	20119-354
SCHUKO socket 250 V, 16 A	44	20119-357
UTE socket 250 V, 16 A	44	20119-358
Delivery: supplied loose with cabinet or frame		Part no./35

Cabinet Accessories–Electrics

DISTRIBUTION BOX



01695009

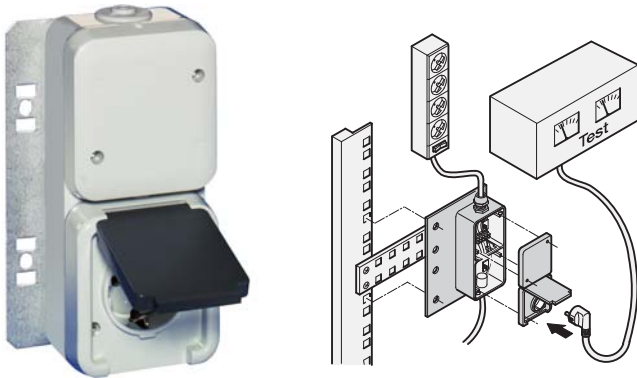
DELIVERY COMPRISES

Item	Qty	Description
1	1	Distribution box, plastic, light grey
2	1	Terminal strip, 5-pin, for cable cross section 2.5 mm ²
3	1	Mounting plate, Al, 2.5 mm, for cabinet assembly
4	1	Assembly kit for cabinet assembly

ORDER INFORMATION

Description	Part no.
Distribution box	20118-536
Delivery: supplied loose with cabinet or frame	Part no./35

DISTRIBUTION BOX WITH SCHUKO SOCKET



01604004

sc107

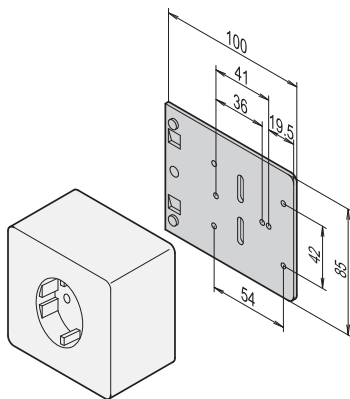
DELIVERY COMPRISES

Item	Qty	Description
1	1	Distribution box with SCHUKO socket, plastic, light grey, with terminal strip for cable cross section up to 4 mm ²
2	1	Mounting plate 90 x 100 mm, AlZn, 1.5 mm, for assembly on cabinet uprights, 19" profiles and depth members
3	1	Assembly kit for cabinet assembly

ORDER INFORMATION

Description	Part no.
Distribution box with SCHUKO socket	20118-280
Delivery: supplied loose with cabinet or frame	Part no./35

MOUNTING PLATE FOR SINGLE SOCKETS



elb44796

- For common surface sockets

DELIVERY COMPRISES

Item	Qty	Description
1	1	Mounting plate, Al, 2.5 mm, for cabinet assembly
2	1	Assembly kit for cabinet assembly

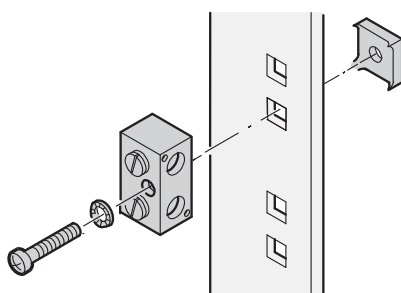
ORDER INFORMATION

Description	Part no.
Mounting plate for single sockets	20118-537
Delivery: supplied loose with cabinet or frame	Part no./35

NOTE

- Surface socket not included in Schroff product range

GND/EARTHING CLAMP



sc27

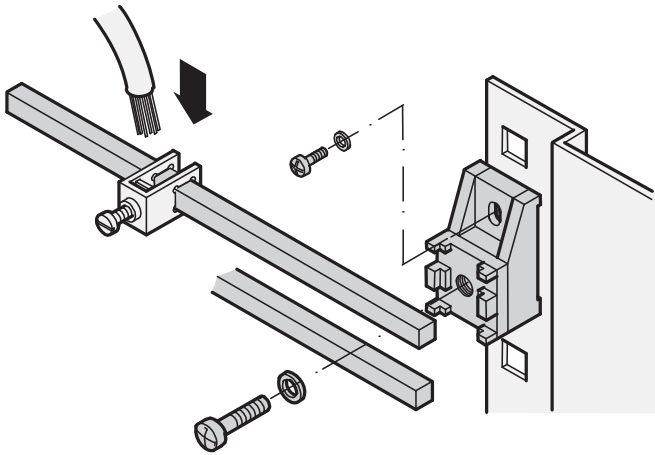
- IBM-compatible GND/earthing terminal for connecting a cabinet to the building GND/earth
- Maximum cable cross-section 100 mm²
- Surface tin-plated, in accordance with IBM Ref. No. 4716804

ORDER INFORMATION

Description	Part no.
GND/earthing clamp, incl. assembly kit	20118-030
Delivery: supplied loose with cabinet or frame	Part no./35

Cabinet Accessories–Electrics

GND/EARTHING RAIL



- To connect GND/earthing wire and stranded conductors by means of terminal clamps
- Fixing insulated from the frame

DELIVERY COMPRISES

Item	Qty	Description
1	1	Rail, Cu, cross section 35 mm ²
2	2	Rail support block for max. 2 rails, plastic
3	1	Assembly kit for cabinet assembly

ORDER INFORMATION

Length mm	Part no.
200	20118-281
480	20118-282
1000	20118-265
1910	20118-266

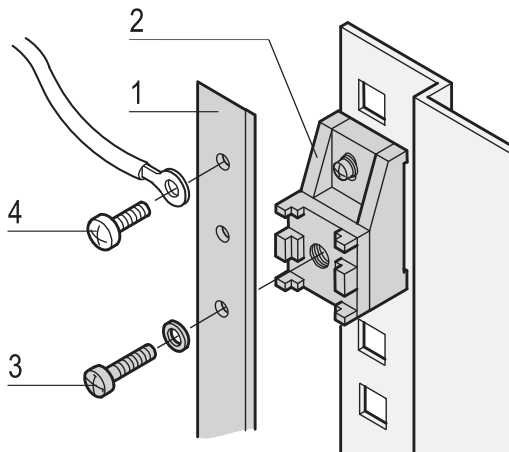
Accessories

Additional second GND/earthing rail, length 200 mm, 1 piece	60118-145
Additional second GND/earthing rail, length 480 mm, 1 piece	60118-144
Terminal clamps for GND/earthing rail, cable cross section 4 mm ² , PU 20 pieces	20118-366
Terminal clamps for GND/earthing rail, cable cross section 16 mm ² , PU 10 pieces	20118-365
Terminal clamps for GND/earthing rail, cable cross section 35 mm ² , PU 5 pieces	20118-364
Delivery: supplied loose with cabinet or frame	Part no./35

NOTE

- Please order terminal clamps or second rail separately

GND/EARTHING RAIL, FLAT STRIP



- To screw on GND/earthing cables with ring tags
- Threaded fixing points M5 in intervals of 20 mm
- Fixing insulated from the frame

DELIVERY COMPRISES

Item	Qty	Description
1	1	Rail, brass, untreated, 1000 x 15 x 3 mm, fixing points M5 in intervals of 20 mm
2	2	Rail support block, plastic
3	1	Assembly kit for cabinet assembly

ORDER INFORMATION

Description	Qty/PU	Part no.
GND/earthing rail, flat strip	1	20118-590
GND/earthing rail, flat strip	10	20118-591

Accessories

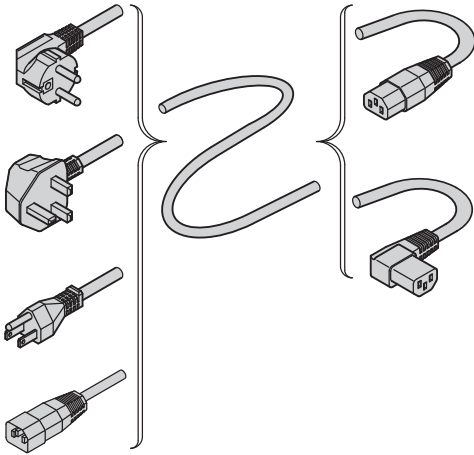
Item 4 Panhead screw M5 x 10, St, zinc-plated, PU 100 pieces	21120-150
Delivery: supplied loose with cabinet or frame	Part no./35

NOTE

- Please order panhead screw M5 to screw on GND/earth cable separately

Cabinet Accessories—Electrics

MAINS CABLES



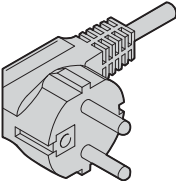
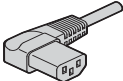

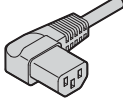
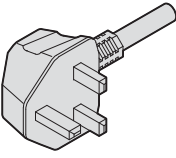
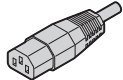

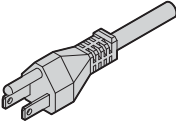
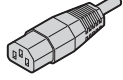

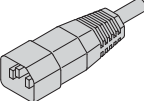
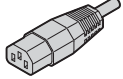
AZA43067

- Applications:
 - Fans, cabinet lights, etc.
 - Industrial PC connections
 - Uninterruptible power supplies
 - Systems

DELIVERY COMPRISES


Item	Qty	Description
1	1	Mains cable, PVC, max. 250 V _{AC} , max. 10 A

ORDER INFORMATION

Plug, mains/line side	Socket IEC 60320 C13, equipment side	Length mm	Colour	For application in	Approvals/certifications	Part no.
SCHUKO/UTE						
		2500	black	Germany, France, Norway, The Netherlands, Sweden, Finland, Spain, Turkey, Belgium, Luxembourg		62150-191
		2500	grey (to DIN 47732)	Austria, Portugal, Greece,		60103-131
AZA43068	aza43071					
BS						
		2500	black	Great Britain, Ireland		60103-137
AZA43069	aza43071					
USA						
		2000	black	USA, Canada		60103-141
AZA43070	AZA43071					
IEC 60320 C14		500				60110-360
		1000	black	worldwide	IEC 60320	60110-361
00503051	AZA43071	2500				60197-053
Delivery: supplied loose with cabinet or frame						Part no./35

Cabinet Accessories–Electrics

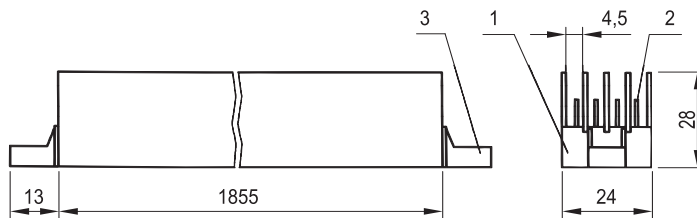
BUSBAR 3 AND 4 POLE



00892013

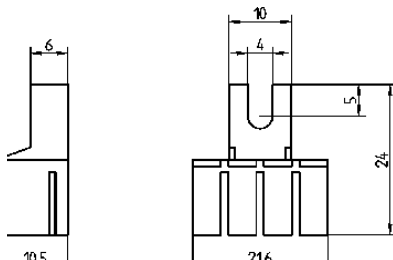


00892015



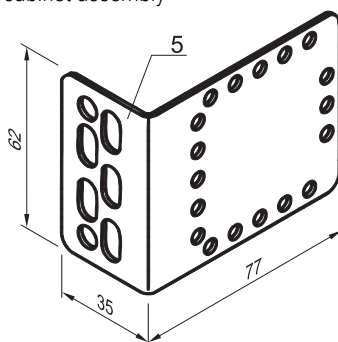
AZA42396

Fixing with insulating block for busbar 3, 4 pole



AZA42393

Mounting angle for cabinet assembly



aza40567

- Vertical current distribution in cabinets
- Can be sawn off to required length
- Connections: FASTON connector 6.3 x 0.8 mm

DELIVERY COMPRISES (assembled)

Item	Qty	Description
1	1	Insulating body for 4 inner conductors, length 1855 mm, PVC
2	3 (4)	Inner conductor, pushed in
3	2	Fixing with insulating block, pushed in, PA 6, black,

ORDER INFORMATION

Description	Material	Length mm	Part no.
3 pole	E-Cu tin-plated	1855	20100-018
4 pole	E-Cu tin-plated	1855	20100-017
4 pole	Brass untreated	1855	20100-015

Accessories

Item 3 Fixing with insulating block PVC, black, PU 10 pieces with assembly kit	20100-019
Item 5 Mounting angle for cabinet assembly St, 1.5 mm, finish AlZn, PU 4 pieces	20100-029

TECHNICAL DATA


Mains voltage	500 V _{AC} (50 Hz)
Nominal current CuZn conductor	32 A (T _U = 40 °C)
Nominal current Cu conductor	63 A (T _U = 40 °C)
Conductor resistance	6.8 mΩ/m (brass), 1.9 mΩ/m (Cu)
Max. temperature of rail	70 °C
Flammability of insulation body	UL 94-V0

NOTE


- After cutting to length, please order fixings with insulating block separately

Cabinet Accessories–Electrics

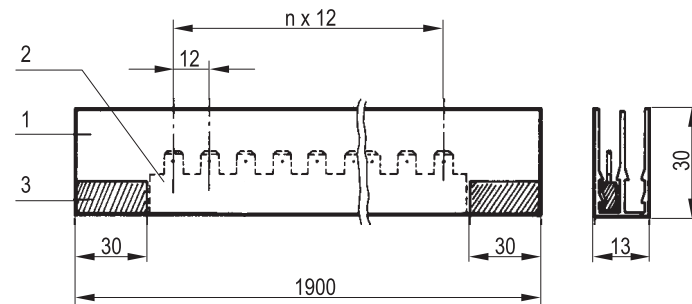
BUSBAR 1 AND 2 POLE



00892013



00892014



A4_561

- Vertical current distribution in cabinet
- Can be sawn off to required length
- Connections FASTON 6.3 x 0.8 mm

DELIVERY COMPRISES (assembled)

Item	Qty	Description
1	1	Insulating body for 2 inner conductors, length 1900 mm, PVC
2	1 (2)	Inner conductor, pushed in
3	2	Insulating block, glued in, PA 6, grey

ORDER INFORMATION

Description	Material	Length mm	Part no.
1 pole	E-Cu tin-plated	1900	20100-010
2 pole	E-Cu tin-plated	1900	20100-008
2 pole	Brass untreated	1900	20100-006
2 pole	Brass tin-plated	1900	20100-007

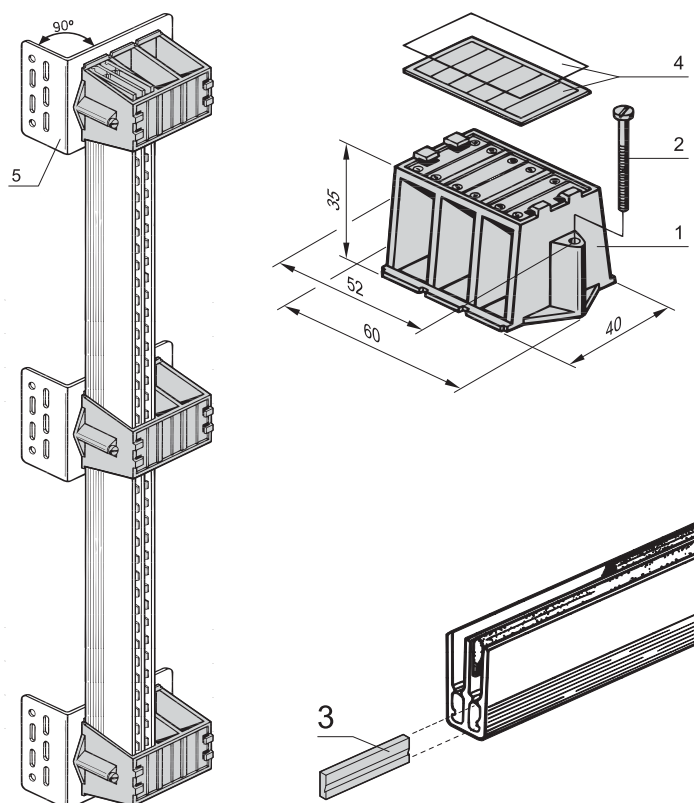
TECHNICAL DATA

Mains voltage	500 V _{AC} (50 Hz)
Isolation voltage	750 V
Nominal current CuZn conductor	50 A (T _U =20°C), 32 A (T _U =50°C)
Cu conductor	100 A (T _U =20°C), 60 A (T _U =50°C)
Breakdown voltage/test voltage	2500 V/2 kV/1 min
Conductor cross-section	18 mm ²
Conductor resistance	4 mΩ/m (brass), 1 mΩ/m (Cu)
Max. temperature of rail	70 °C
Flammability of insulation body	UL 94 V-0

- For mounting please order insulating block or mounting angle separately, see page 3.39

Cabinet Accessories–Electrics

MOUNTING BRACKET FOR BUSBAR 1, 2 POLE



A4-562 A4-565 00505051

- Mounting of 1 to 3 busbars in full length (max. 6 conductors)
- After cutting to length, glue in new insulating blocks
- Numbers 1...12 are stamped on for conductor identification

DELIVERY COMPRISES

Item	Qty	Description
1	4	Mounting bracket, plastic, Noryl, black
2	8	Screw with cross recess, St, M4 x 30, zinc-plated

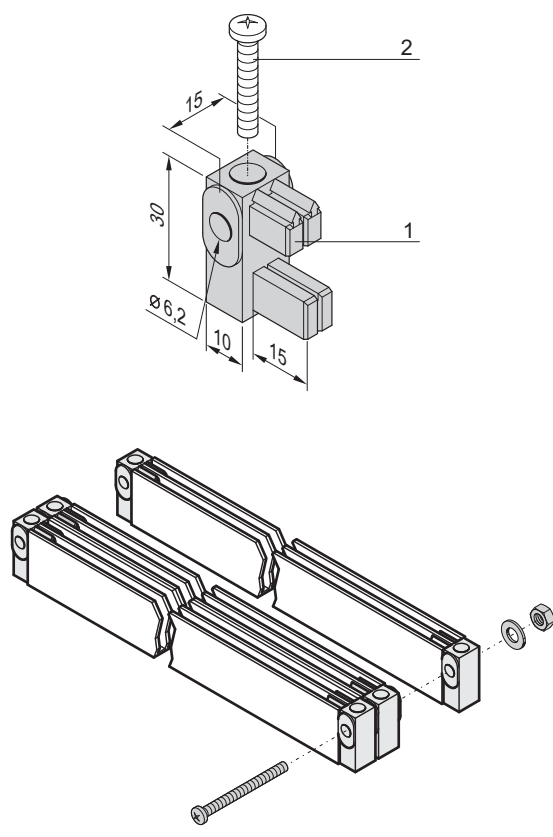
ORDER INFORMATION

Description	Part no.
Mounting bracket for bus bar 1, 2-pole	20100-028
Accessories	
Item 3 Insulating block for shortened busbar, 1 or 2-pole	20100-009
Item 4 Identification label with transparent cover, PU per 10 pieces	20100-013
Item 5 Mounting angle for cabinet assembly St, 1.5 mm, finish AlZn, PU 4 pieces	20100-029

NOTE

- To ensure stability, mounting brackets should be fitted at 500 mm intervals

MOUNTING WITH INSULATING BLOCK FOR BUSBAR 1, 2 POLE



ela44253

FLA4425A

- Easy and space saving assembly of shortened busbars
- With integrated insulating block
- Mounting in rows possible

DELIVERY COMPRISES

Item	Qty	Description
1	4	Fixing with insulating block, Noryl, black
2	4	Screw, M4 x 25, St, zinc-plated

ORDER INFORMATION

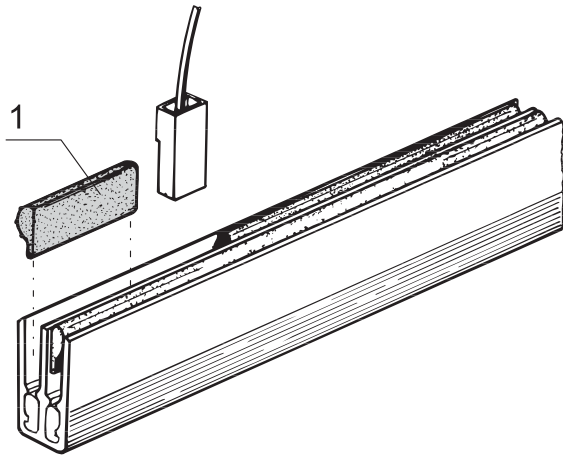
Description	Part no.
Fixing with insulating block for busbar 1 or 2 pole	20100-030
Mounting angle for cabinet assembly St, 1.5 mm, finish AlZn, PU 4 pieces	20100-029

NOTE

- M6 screw, washer and nut for row mounting not included

Cabinet Accessories–Electrics

CONTACT PROTECTION FOR BUS BAR 1 ... 4 POLE



A4-566

- Cover for the inner conductor (between the connectors)
- Can be shortened at any size

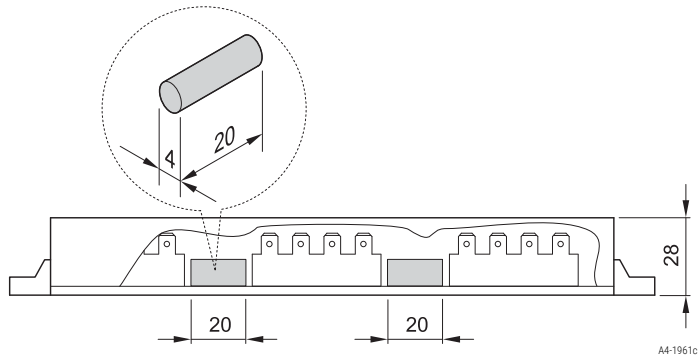
DELIVERY COMPRISES

Item	Qty	Description
1	1	Protection against contact for busbar, length 1 m

ORDER INFORMATION

Description	Length m	Part no.
Protection against contact for busbar	1	60100-398

INSULATING BLOCK FOR BUSBAR 1 ... 4 POLE



A4-1961c

- The insulating block breaks multiple circuits within one rail

DELIVERY COMPRISES

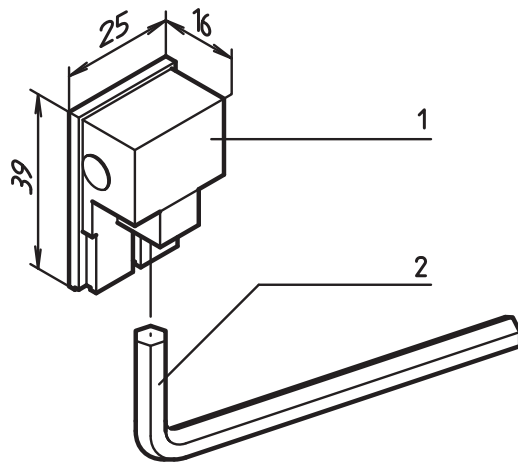
Item	Qty	Description
1	10	Insulating block, PVC Ø 4 x 20 mm

ORDER INFORMATION

Description	Part no.
Insulating block for busbar 1 ... 4 pole	20100-021

Cabinet Accessories–Electrics

POWER CONNECTOR 63 A FOR BUSBAR 1 ... 4 POLE



ela44252

- Nominal current max. 63 A at 40 °C
- Cable cross section max. 16 mm²
- Power supply protected against direct contact

DELIVERY COMPRISES

Item	Qty	Description
1	1	Power connector, ABS/E-Cu, tin-plated, ABS, self-extinguishing
2	1	Allen key, St, zinc-plated

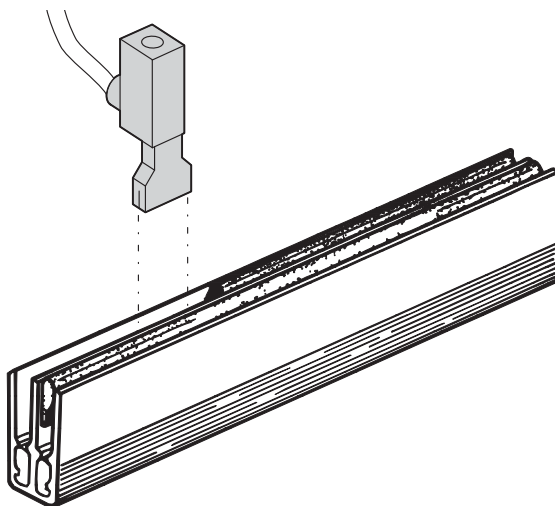
ORDER INFORMATION

Description	Part no.
Power connector 63 A for busbar 1 ... 4 pole	60100-478

NOTE

- Power connector requires two FASTON slots

POWER CONNECTOR 125 A FOR BUSBAR 1 ... 4 POLE



00505052

- Nominal current max. 125 A at 40°C
- Cable cross section max. 25 mm²
- Power supply protected against direct contact

DELIVERY COMPRISES

Item	Qty	Description
1	1	Power connector, PA, halogen-free, copper plate, connected

ORDER INFORMATION

Description	Part no.
Power connector 125 A for busbar 1 ... 4 pole	60100-575

NOTE

- Power connector requires three FASTON slots

Cabinet Accessories—Monitor, keyboard

MONITOR, KEYBOARD, TOUCHPAD, 1 U



00510003



Front view



00510002

Detail of keyboard, touchpad

00510005



00510004

Rear view

Technical data

Mains voltage	110 ... 240 V _{AC} (50 Hz ... 60 Hz)
Power consumption	Active max 30 W, standby < 1 W
Monitor	17", TFT display, resolution 1280 x 1024 (SXGA), 16.7 million colours, contrast 1000:1, brightness 350 cd/cm ² , viewing angle 160°, Operating life LED backlight 30000 h, on-screen menu; cConnection by 15-pin H-DSUB socket
Keyboard	83 keys (numeric pad integrated), connects to computer via PS/2 or USB
Touchpad	Industry standard, width 62 mm, height 46 mm, connects to computer via PS/2 or USB
Dimensions (with closed monitor)	Height 1 U (44 mm), width 19" (483 mm), depth without handle 495 mm, depth with handle 535 mm
Dimensions (with open monitor, fully extracted)	Height 380 mm, width 483 mm, depth min. 1000 mm (depending on mounting depth)
Extraction depth	500 mm
Operating / storage temperature	0 ... 50 °C / -20 ... 60 °C
Operating / storage humidity	5 ... 90 % / 5 ... 90 %
Shock	non operating 50 g / 11 ms
Vibration	non operating 1.5 g / 10-300 Hz
Weight	13 kg
MTBF	35000 h

- Pull-out 17" TFT colour monitor chassis, 1 U (resolution 1280 x 1024, SXGA; connects to VGA interface)
- Keyboard with German, English or French keyboard layout (connects via PS2 or USB)
- Integral touchpad (connects via PS2 or USB)
- Voltage supply:
Wide-range input (nominal mains voltage 110 to 240 V_{AC}), Voltage supply 12, 24 and 48 V_{DC} on request
- Depth-adjustable mounting for different pitches of server panel/slide mounts;
Mounting depth (dimension c = spacing of 19" profiles): 560 ... 800 mm (smaller mounting depths on request)
- Further versions on request
 - With trackball or numeric pad
 - Keyboard layouts for Arabic, Belgian, Danish, US English, Finnish, Italian, Portuguese, Russian, Swedish, Swiss, Spanish and Czech
 - With DVI connection



DELIVERY COMPRISES (assembled and wired)

Item	Qty	Description
1	1	1 U chassis, pull-out, RAL 9005 black; 17" monitor, keyboard and touchpad; Monitor connection via VGA (SUB-D 15), keyboard and touchpad via either PS/2 or USB
2	1	Mains supply cable, length 2 m, SCHUKO/UTE plug ... IEC 60320-C13 socket
3	1	Connecting cable for mouse PS/2 - PS2, length 2 m
4	1	Connecting cable for keyboard PS/2 - PS2, length 2 m
5	2	Connecting cable for keyboard and mouse USB - USB, length 2 m
6	1	Connecting cable for monitor SUB-D 15, length 2 m
7	1	Assembly kit and user manual

ORDER INFORMATION

Description	Qty/PU pieces	Part no.
German keyboard layout	1	60118-518
English keyboard layout	1	60118-519
French keyboard layout	1	60118-520

Accessories

Equipment cable, BS British Standard plug, IEC 60320 C13 socket, 2.5 m, 1 piece	60103-137
Delivery: fitted in cabinet or on frame	Part no./05
Delivery: supplied loose with cabinet or frame	Part no./35

NOTE

- Adaption to other mains connections see page 3.36

Cabinet Accessories—Monitors, keyboards

19" DRAWER WITH KEYBOARD (TOUCHPAD), RAL 9005



- Extendable 1 U drawer with keyboard including function keys, number pad, touchpad
- Locking at full extension and in the inserted state
- Connection to USB
- Color jet black (RAL 9005)
- Installation dimension 19" rail distance (c-dimension) from 470 ... 700 mm

DELIVERY INCLUDES (assembled and wired)

Item	Qty	Description
1	1	19" drawer with front panel 1 U; keyboard (width 441 mm, depth 310 mm); with USB, cable length 1.8 m; touchpad 62 x 46 mm

ORDER INFORMATION

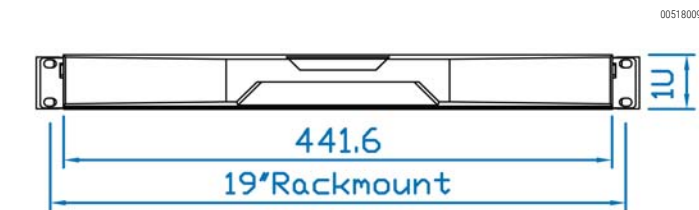
Height U	Width mm	Depth mm	Description	Part no.
1	442	400	German keyboard	60118-566
1	442	400	French keyboard layout	60118-568
1	442	400	UK keyboard layout	60118-569
1	442	400	USA keyboard layout	60118-567

Accessories

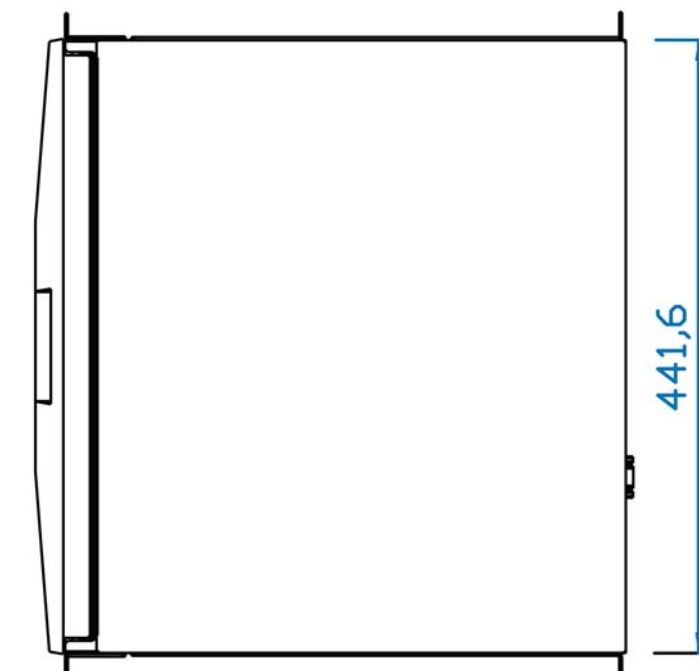
Adapter angle for depth adjustment Installation to 19" level (10 mm or 44.5 mm). Due to the adapter angle, the insert can be installed 10 mm or 44.5 mm offset to the front. As a result, the keyboard is fully accessible in the above 19 "internals or installation in the upper cabinet area, PU 2 pieces **20118-814**

NOTE

- Other keyboard layouts, trackball and connections on request
- 19" assembly kit, see page 3.17



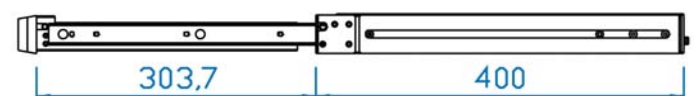
Front view



Top view



Side view



Pulled out side view

Cabinet Accessories–Management

CABINET MANAGEMENT BASIC UNITS



EMX 111

00711020



EMX 888

00711023



Rear view EMX 888

00711021

- Monitoring and management of air/water heat exchanger, environmental parameters and access
- Local display, Ethernet interface and web interface
- 2 versions
 - EMX 111 Monitoring for one air/water heat exchanger and up to max. 16 sensor values
 - EMX 888 (19" case): Monitoring for up to 8 air/water heat exchangers and up to max. 128 sensor values

DELIVERY COMPRISES

Item	Qty	Description
1	1	Cabinet management basic unit; integrated power supply unit, 230 V _{AC} , IEC C13 socket
2	1	Mains cable IEC C13 on SCHUKO/UTE, cable restrainer with clip
3	2	Mounting bracket
4	1	Serial interface cable with DB9F connection, black
13	1	User manual

ORDER INFORMATION

Height H mm	Width W mm	Depth D mm	Part no.
44	–	251	EMX111
44	1	440	EMX888

Interfaces

EMX111	EMX888	Description
1	8	RJ 12 socket, connection point for environmental sensors
1	8	RJ 45 socket (RS 485; connecting point for air/water heat exchanger)
1	8	RJ 45 socket, connection for asset management strips
1	1	RJ 45 socket, connection point for network (Ethernet)
1	1	USB socket, host
1	1	USB socket, device
-	2	Potential-free contacts
1	1	RS 232 socket, serial interface

NOTE








- Sensors (temperature, humidity, differential pressure, airflow...) and hub for connecting multiple sensors, see from page 3.45

Cabinet Accessories–Management

SENSORS

- The sensors are connected to the base unit via a RJ12 interface
- The sensors connected are detected automatically

ORDER INFORMATION

	Description	Measurements	Input Connection	Qty/PU pieces	Part no.
	Temperature sensor	1 x temperature	Cable length 3 m	1	60110-313
	Temperature/ humidity combi sensor	1 x temperature 1 x humidity	Cable length 3 m	1	60110-314
	Two temperature/ humidity combi sensors	2 x temperature 2 x humidity	Cable length 3 m + 3 m	1	60110-315
	Two temperature sensors and one temperature/ humidity combi sensor	3 x temperature 1 x humidity	Cable length 3 m + 3 m + 3 m	1	DPX-T3H1
	Dual potential-free contact sensor	–	Cable length 0.5 m	1	DPX-CC2-TR
	Differential pressure and temperature sensor	1 x pressure 1 x temperature	Cable length 3 m	1	DPX-T1DP1
	Airflow sensor	1 x air circulation	Cable length 3 m	1	DPX-AF1

NOTE

- Other sensors e.g. smoke detector, vibrations, leakage, etc. on request

Cabinet Accessories–Management

HUB TO ACCEPT 4 SENSORS



00709011

- Connections (signals and power) are via RJ12 plug on the power control socket strip or on the cabinet management system
- A maximum of 4 sensors can be connected, thus up to 16 variables (depending on sensors) can be transmitted (temperature sensor, temperature/humidity combi sensor, differential pressure, potential-free contacts, airflow sensor)

DELIVERY COMPRISES

Item	Qty	Description
1	1	Case, height 18 mm, width 106 mm, depth 37 mm
2	1	RJ12 socket to connect to socket strip or cabinet management system (IN; for power supply and data transmission)
3	4	RJ12 socket for connecting sensors (OUT)
4	1	Connecting cable, RJ12 plug – RJ12 plug, length 1 m
5	2	Mounting angle, St, 2 mm, RAL 7035

ORDER INFORMATION

Description	Part no.
Hub to accept 4 sensors (max. 16 parameters)	60110-316

Cabinet Accessories–Management

North America

Warwick, RI, USA

Tel +1.800.525.4682

San Diego, CA, USA

Tel +1.800.854.7086

Europe, Middle East & India

Straubenhardt, Germany

Tel +49 7082 794 0

Betschdorf, France

Tel +33 3 88 90 64 90

Warsaw, Poland

Tel +48 22 209 98 35

**Hemel Hempstead,
Great Britain**

Tel +44 1442 24 04 71

Lainate, Italy

Tel +39 02 932 714 1

Dubai, United Arab Emirates

Tel +971 4 37 81 700

Bangalore, India

Tel +91 80 67152000

Istanbul, Turkey

Tel +90 216 250 7374

Asia Pacific

Shanghai, China

Tel +86 21 2412 6943

Singapore

Tel +65 6768 5800

Shin-Yokohama, Japan

Tel +81 45 476 0271

Our powerful portfolio of brands:

CADDY ERICO HOFFMAN RAYCHEM SCHROFF TRACER



nVent.com/SCHROFF